


DALLAS COUNTY COMMUNITY COLLEGE DISTRICT



Financial Statements

As of February 29, 2016

*Dallas County Community College District
 Combined Balance Sheet (Unaudited)
 February 29, 2016
 With Comparative Totals (000's)*

| | <i>Current Funds</i> | <i>Plant Funds</i> | <i>Loan and Agency Funds</i> | <i>Quasi- Endowment Fund</i> | <i>Total Current Year</i> | <i>Total As Of 08/31/15</i> | <i>Total February 2015</i> |
|----------------------------------------------|--------------------------|------------------------|--------------------------------------|--------------------------------------|-----------------------------------|-------------------------------------|------------------------------------|
| <u>ASSETS:</u> | | | | | | | |
| Cash and Cash Equivalents | \$125,877 | \$34,082 | \$1,634 | (\$1,804) | \$159,789 | \$143,940 | \$182,882 |
| Receivables, Net | 20,006 | 551 | | | 20,557 | 47,806 | 19,730 |
| Inventories and Other Assets | 12,704 | 95 | | 12 | 12,811 | 13,387 | 2,621 |
| Due From Other Funds | 42 | | | | 42 | 56 | 453 |
| Investments | 218,365 | 50,761 | | 7,403 | 276,529 | 192,479 | 225,894 |
| Property, Plant, and Equipment | | 630,421 | | | 630,421 | 639,354 | 639,582 |
| TOTAL ASSETS | \$376,994 | \$715,910 | \$1,634 | \$5,611 | \$1,100,149 | \$1,037,022 | \$1,071,162 |
| <u>LIABILITIES:</u> | | | | | | | |
| Accounts Payable and Accrued Liabilities | \$96,332 | \$12,579 | \$126 | | \$109,037 | \$127,336 | \$39,004 |
| Due to Other Funds | 42 | | | | 42 | 56 | 453 |
| Deposits and Deferred Revenues | 14,064 | | 1,381 | 84 | 15,529 | 53,867 | 10,732 |
| Notes Payable | | | | | - | - | - |
| Bonds Payable | | 303,215 | | | 303,215 | 336,670 | 336,670 |
| TOTAL LIABILITIES | \$110,438 | \$315,794 | \$1,507 | \$84 | \$427,823 | \$517,929 | \$386,859 |
| <u>FUND BALANCES:</u> | | | | | | | |
| <i>Current Funds:</i> | | | | | | | |
| Operating | \$241,680 | | | | \$241,680 | \$123,897 | \$278,885 |
| Auxiliary | 22,758 | | | | 22,758 | 18,067 | 21,010 |
| Restricted | - | | | | - | - | - |
| Richland Collegiate High School | 2,118 | | | | 2,118 | 2,176 | 1,476 |
| <i>Plant Funds:</i> | | | | | | | |
| Unexpended | | 71,113 | | | 71,113 | 62,637 | 64,596 |
| Retirement of Indebtedness | | 1,791 | | | 1,791 | 3,948 | 9,286 |
| Investment in Plant | | 327,212 | | | 327,212 | 302,684 | 302,912 |
| Loan Fund | | | 127 | | 127 | 128 | 445 |
| Quasi-Endowment Fund | | | | 5,527 | 5,527 | 5,556 | 5,693 |
| TOTAL FUND BALANCES | \$266,556 | \$400,116 | \$127 | \$5,527 | \$672,326 | \$519,093 | \$684,303 |
| TOTAL LIABILITIES & FUND BALANCES | \$376,994 | \$715,910 | \$1,634 | \$5,611 | \$1,100,149 | \$1,037,022 | \$1,071,162 |

Combined Assets
As of February 29, 2016

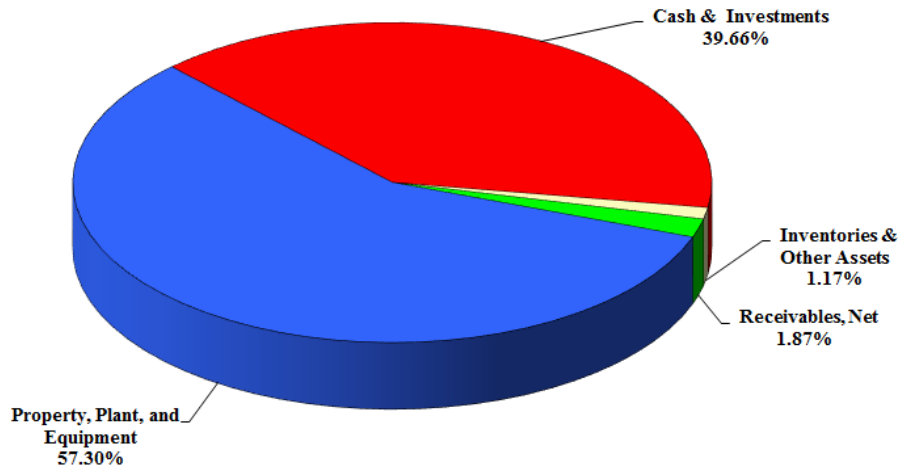


Figure 1 - Combined Assets

Combined Liabilities and Fund Balances
As of February 29, 2016

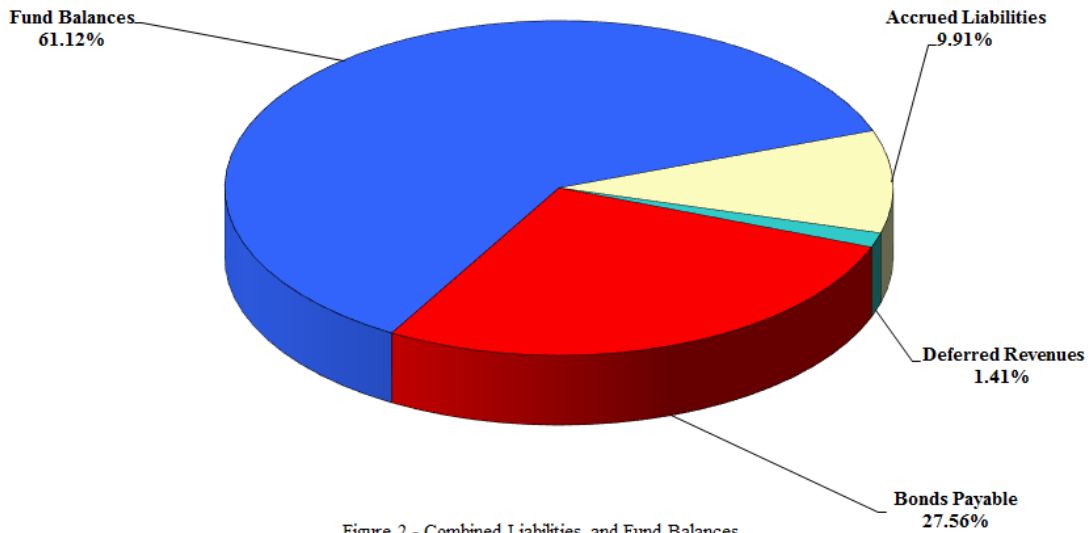


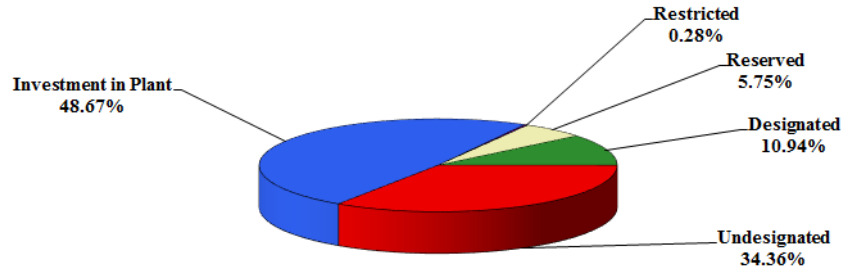
Figure 2 - Combined Liabilities and Fund Balances

Dallas County Community College District
Schedule of Fund Balance (Unaudited)
February 29, 2016
With Comparative Totals (000's)

| | <i>Unrestricted</i> | | | <i>Restricted</i> | | <i>Net Investment in Plant</i> | <i>Total- Current Month</i> | <i>Fiscal Year Ending 08/31/15</i> | <i>Net Change Increase/ (Decrease)</i> |
|---------------------------------|---------------------|-------------------|---------------------|-------------------------|--------------|----------------------------------------|-------------------------------------|--------------------------------------------|------------------------------------------------|
| | <i>Reserved</i> | <i>Designated</i> | <i>Undesignated</i> | <i>Debt Service</i> | <i>Other</i> | | | | |
| <u>FUND BALANCES:</u> | | | | | | | | | |
| <i>Current Funds:</i> | | | | | | | | | |
| Operating | \$30,658 | \$4,484 | \$206,538 | | | | \$241,680 | \$123,897 | \$117,783 |
| Auxiliary | 406 | 2 | 22,350 | | | | 22,758 | 18,067 | 4,691 |
| Restricted | | | | | | | - | - | - |
| Richland Collegiate High School | 19 | | 2,099 | | | | 2,118 | 2,176 | (58) |
| <i>Subtotal:</i> | 31,083 | 4,486 | 230,987 | | | | 266,556 | 144,140 | 122,416 |
| <i>Plant Funds:</i> | | | | | | | | | |
| Unexpended | 7,582 | 63,531 | | | | | 71,113 | 62,637 | 8,476 |
| Retirement of Indebtedness | | | | 1,791 | | | 1,791 | 3,948 | (2,157) |
| Investment in Plant | | | | | | 327,212 | 327,212 | 302,684 | 24,528 |
| Loan Fund | | | | | 127 | | 127 | 128 | (1) |
| Quasi-Endowment Fund | | 5,527 | | | | | 5,527 | 5,556 | (29) |
| TOTAL FUND BALANCES | \$38,665 | \$73,544 | \$230,987 | \$1,791 | \$127 | \$327,212 | \$672,326 | \$519,093 | \$153,233 |

Fund Balances by Type - All Funds

February 29, 2016



Fund Balances by Fund Group - All Funds

February 29, 2016

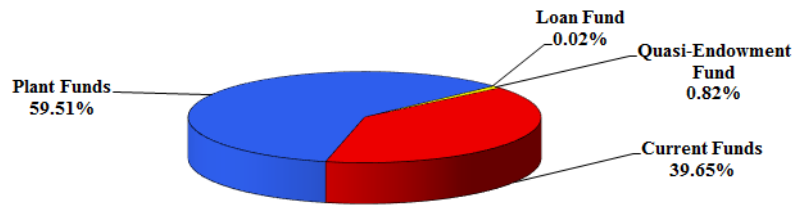


Figure 3 - Fund Balances By Type & Fund Group

*Dallas County Community College District
 Combined Current Funds Revenues, Expenditures, and Transfers (Unaudited)
 February 29, 2016
 With Comparative Totals (000's)*

| | <i>Operating</i> | <i>Auxiliary</i> | <i>Restricted</i> | <i>RCHS</i> | <i>Total Current Year</i> | <i>Total February 2015</i> | <i>Total February 2014</i> |
|---------------------------------------------------------|------------------|------------------|-------------------|----------------|-----------------------------------|------------------------------------|------------------------------------|
| <i>REVENUES:</i> | | | | | | | |
| State Appropriations | \$36,774 | | \$12,116 | \$1,697 | \$50,587 | \$50,048 | \$49,684 |
| Tuition & Charges - Credit | 89,883 | | | | 89,883 | 82,116 | 77,481 |
| Tuition & Charges - Non-Credit | 8,353 | | | | 8,353 | 8,131 | 7,343 |
| Total Tuition & Charges | 98,236 | | | | 98,236 | 90,247 | 84,824 |
| Ad Valorem Taxes | 198,219 | | | | 198,219 | 183,625 | 172,063 |
| Investment Income | 1,269 | 142 | | 11 | 1,422 | 1,552 | 3,898 |
| Contracts & Grants | 846 | 17 | 52,899 | | 53,762 | 57,983 | 62,795 |
| Other | 909 | | | | 909 | 922 | 991 |
| Auxiliary Enterprises | | 1,081 | | | 1,081 | 2,502 | 2,118 |
| TOTAL REVENUES | \$336,253 | \$1,240 | \$65,015 | \$1,708 | \$404,216 | \$386,879 | \$376,373 |
| <i>EXPENDITURES:</i> | | | | | | | |
| Instruction and Academic Support | \$94,233 | | \$14,604 | \$982 | \$109,819 | \$108,190 | \$101,624 |
| Public Service | 3,217 | | 3,174 | 164 | 6,555 | 5,083 | 6,271 |
| Student Services | 16,754 | | 2,954 | 244 | 19,952 | 21,864 | 20,682 |
| Institutional Support | 43,261 | | 4,163 | 376 | 47,800 | 37,780 | 35,209 |
| Operation and Maintenance of Plant | 19,029 | | | | 19,029 | 15,642 | 15,491 |
| Financial Aid | 12,165 | | 42,782 | | 54,947 | 57,118 | 62,588 |
| Auxiliary Enterprises | | 4,265 | | | 4,265 | 4,431 | 4,469 |
| Mandatory Transfers | (7,184) | | 2,600 | | (4,584) | (2,274) | (4,845) |
| TOTAL EXPENDITURES & MANDATORY TRANSFERS | \$195,843 | \$4,265 | \$65,077 | \$1,766 | \$266,951 | \$252,382 | \$251,179 |
| <i>Other Transfers and Additions, net</i> | (22,627) | 7,716 | 62 | | (14,849) | (16,435) | (17,262) |
| NET INCR/(DECR) in FUND BALANCE | \$117,783 | \$4,691 | - | (\$58) | \$122,416 | \$118,062 | \$107,932 |

Current Unrestricted Revenues
as of February 29, 2016

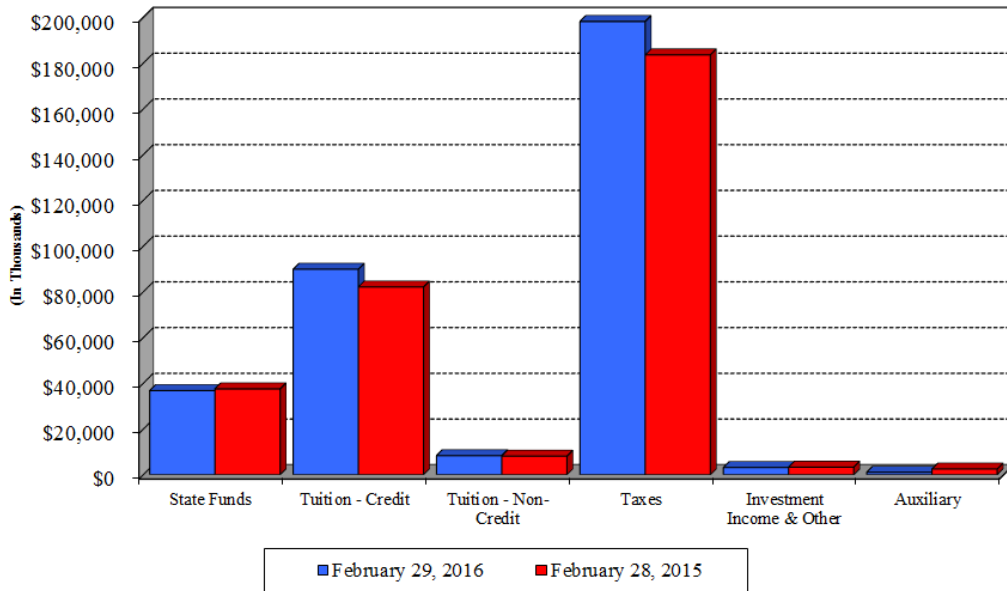


Figure 4 - Current Unrestricted Revenues

Current Unrestricted Expenditures
as of February 29, 2016

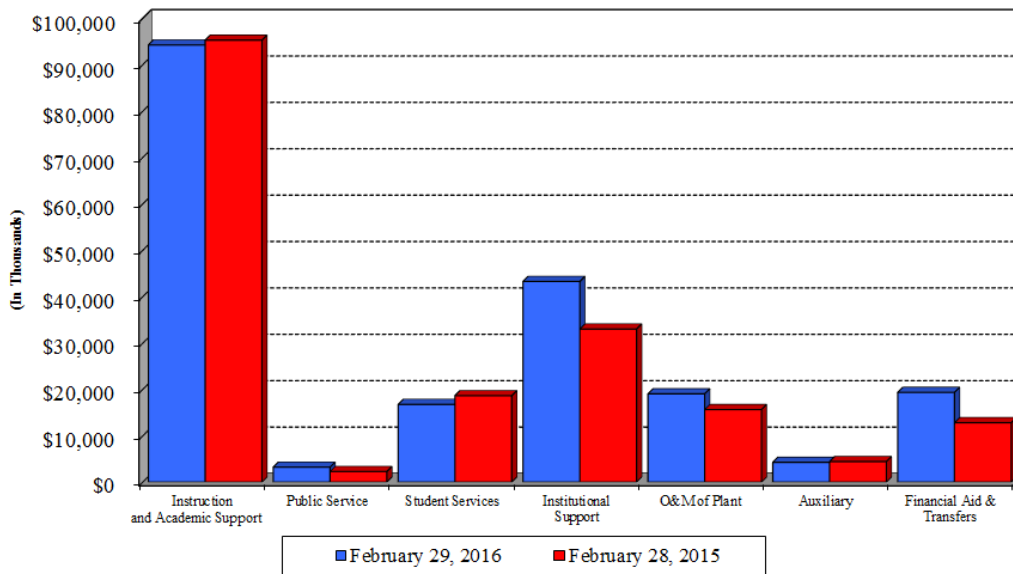


Figure 5 - Current Unrestricted Expenditures