

Survey of Entering Student Engagement - El Centro College

2011 Benchmark Scores Report - Main Survey

Comparison Group: Large Colleges*

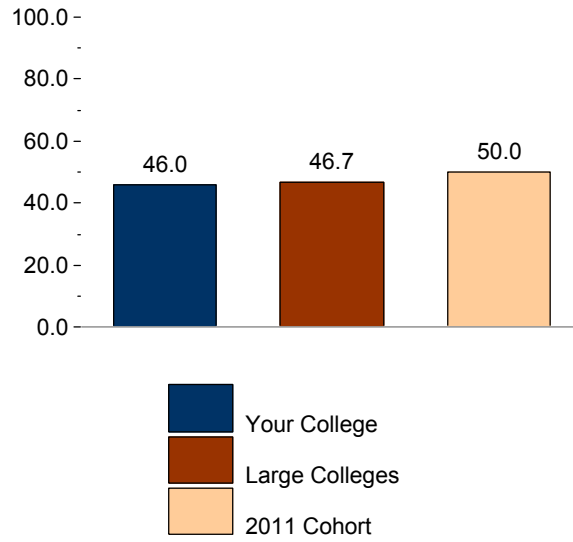
Entering Students Only

[Weighted]

Benchmark	Your College	Large Colleges		2011 Cohort	
	Score	Score	Difference	Score	Difference
Early Connections	46.0	46.7	-0.7	50.0	-4.0
High Expectations and Aspirations	49.2	49.1	0.0	50.0	-0.8
Clear Academic Plan and Pathway	51.6	47.9	3.7	50.0	1.6
Effective Track to College Readiness	56.5	49.1	7.4	50.0	6.5
Engaged Learning	60.0	50.2	9.8	50.0	10.0
Academic and Social Support Network	47.5	48.7	-1.2	50.0	-2.5

* The comparison group and cohort columns on this page INCLUDE your college.

Survey of Entering Student Engagement
El Centro College
2011 Benchmark Bar Chart - Main Survey
Comparison Group: Large Colleges*
Entering Students Only
[Weighted]
Early Connections (EARLYCON)



* The comparison group and cohort bars on this page INCLUDE your college.

20FEB12

Survey of Entering Student Engagement - El Centro College

2011 Benchmark Means Report - Main Survey

Comparison Group: Large Colleges*

Entering Students Only

[Weighted]

Early Connections (EARLYCON)

		Your College	Large Colleges		2011 Cohort	
Item	Variable	Mean	Mean	Effect Size**	Mean	Effect Size**
Item 18: Think about your experiences from the time of your decision to attend this college through the end of the first three weeks of your first semester/quarter.						
1 = Strongly disagree, 2 = Disagree, 3 = Neutral, 4 = Agree, 5 = Strongly agree						
18a. The very first time I came to this college I felt welcome [EARLYCON]	WELCOME	3.90	3.90		3.94	
18i. The college provided me with adequate information about financial assistance (scholarships, grants, loans, etc.) [EARLYCON]	FAINFO	3.05	3.23		3.34	-0.24**
18j. A college staff member helped me determine whether I qualified for financial assistance [EARLYCON]	QUALFA	2.67	2.81		2.94	-0.22**
18p. At least one college staff member (other than an instructor) learned my name [EARLYCON]	CSTAFNAM	3.10	3.06		3.13	
One or more items in this benchmark are not suited to means calculations. Please see the Frequency Distribution that follows for these items.						

* The comparison group and cohort columns on this page EXCLUDE your college.

** T-test: 2-tailed

If a group contains less than 50 respondents, interpret the comparison results cautiously.

Survey of Entering Student Engagement - El Centro College

2011 Frequency Distributions - Main Survey

Comparison Group: Large Colleges*

Entering Students Only

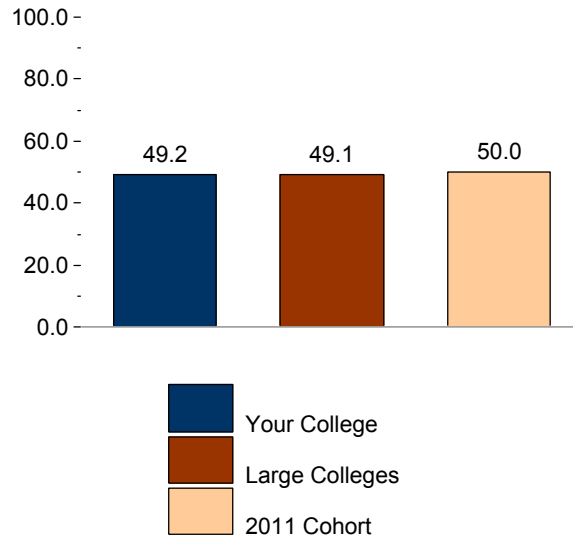
[Weighted]

Early Connections (EARLYCON)

Item	Variable	Responses	Your College		Large Colleges		2011 Cohort	
			Count	Percent	Count	Percent	Count	Percent
Item 18: Think about your experiences from the time of your decision to attend this college through the end of the first three weeks of your first semester/quarter.								
18a. The very first time I came to this college I felt welcome [EARLYCON]	WELCOME	Strongly disagree	9	2.0	257	1.1	909	1.0
		Disagree	20	4.4	564	2.5	2,266	2.4
		Neutral	109	24.4	6,005	26.3	23,022	24.6
		Agree	179	39.9	10,365	45.3	42,580	45.6
		Strongly agree	131	29.3	5,666	24.8	24,692	26.4
		Total	447	100.0	22,856	100.0	93,470	100.0
18i. The college provided me with adequate information about financial assistance (scholarships, grants, loans, etc.) [EARLYCON]	FAINFO	Strongly disagree	65	14.6	2,138	9.4	7,803	8.4
		Disagree	104	23.3	4,142	18.2	14,958	16.0
		Neutral	84	18.9	6,295	27.7	24,734	26.5
		Agree	127	28.5	6,711	29.5	29,468	31.6
		Strongly agree	65	14.7	3,468	15.2	16,247	17.4
		Total	445	100.0	22,755	100.0	93,210	100.0
18j. A college staff member helped me determine whether I qualified for financial assistance [EARLYCON]	QUALFA	Strongly disagree	84	18.9	3,324	14.6	12,034	12.9
		Disagree	153	34.4	6,611	29.1	24,713	26.6
		Neutral	78	17.6	6,164	27.2	24,391	26.2
		Agree	83	18.7	4,266	18.8	19,964	21.5
		Strongly agree	46	10.4	2,323	10.2	11,844	12.7
		Total	445	100.0	22,688	100.0	92,946	100.0
18p. At least one college staff member (other than an instructor) learned my name [EARLYCON]	CSTAFNAM	Strongly disagree	76	16.9	3,702	16.3	13,771	14.8
		Disagree	91	20.3	5,270	23.2	20,657	22.2
		Neutral	81	18.2	4,193	18.4	17,230	18.5
		Agree	111	24.8	5,250	23.1	22,514	24.2
		Strongly agree	89	19.8	4,350	19.1	18,989	20.4
		Total	447	100.0	22,766	100.0	93,161	100.0
Item 23								
23. Was a specific person assigned to you so you could see him/her each time you needed information or assistance?	ASNPERS	Yes	84	20.7	4,252	19.4	21,017	23.3
		No	321	79.3	17,712	80.6	69,064	76.7
		Total	405	100.0	21,965	100.0	90,081	100.0

* The comparison group and cohort columns on this page EXCLUDE your college.

Survey of Entering Student Engagement
El Centro College
2011 Benchmark Bar Chart - Main Survey
Comparison Group: Large Colleges*
Entering Students Only
[Weighted]
High Expectations and Aspirations (HIEXPECT)



* The comparison group and cohort bars on this page INCLUDE your college.

20FEB12

Survey of Entering Student Engagement - El Centro College

2011 Benchmark Means Report - Main Survey

Comparison Group: Large Colleges*

Entering Students Only

[Weighted]

High Expectations and Aspirations (HIEXPECT)

		Your College	Large Colleges		2011 Cohort	
Item	Variable	Mean	Mean	Effect Size**	Mean	Effect Size**
Item 18: Think about your experiences from the time of your decision to attend this college through the end of the first three weeks of your first semester/quarter.						
1 = Strongly disagree, 2 = Disagree, 3 = Neutral, 4 = Agree, 5 = Strongly agree						
18b. The instructors at this college want me to succeed [HIEXPECT]	WNTSCCD	4.28	4.22		4.25	
18t. I have the motivation to do what it takes to succeed in college [HIEXPECT]	ITTAKES	4.44	4.42		4.43	
18u. I am prepared academically to succeed in college [HIEXPECT]	ACPRPRD	4.28	4.28		4.29	
Item 19: During the first three weeks of your first semester/quarter at this college, about how often did you do the following?						
1 = Never, 2 = Once, 3 = Two or three times, 4 = Four or more times						
19c. Turn in an assignment late [HIEXPECT]	LATETURN	1.48	1.39		1.40	
19d. Not turn in an assignment [HIEXPECT]	NOTTURN	1.49	1.35	0.22**	1.34	0.25**
19f. Come to class without completing readings or assignments [HIEXPECT]	NOTCOMPL	1.59	1.60		1.59	
19s. Skip class [HIEXPECT]	SKIPCL	1.24	1.35		1.35	

* The comparison group and cohort columns on this page EXCLUDE your college.

** T-test: 2-tailed

If a group contains less than 50 respondents, interpret the comparison results cautiously.

Survey of Entering Student Engagement - El Centro College

2011 Frequency Distributions - Main Survey

Comparison Group: Large Colleges*

Entering Students Only

[Weighted]

High Expectations and Aspirations (HIEEXPECT)

Item	Variable	Responses	Your College		Large Colleges		2011 Cohort	
			Count	Percent	Count	Percent	Count	Percent
Item 18: Think about your experiences from the time of your decision to attend this college through the end of the first three weeks of your first semester/quarter.								
18b. The instructors at this college want me to succeed [HIEEXPECT]	WNTSCCD	Strongly disagree	0	0.1	53	0.2	218	0.2
		Disagree	5	1.0	192	0.8	712	0.8
		Neutral	42	9.4	3,007	13.2	11,311	12.1
		Agree	222	49.7	10,990	48.1	44,449	47.6
		Strongly agree	178	39.8	8,584	37.6	36,686	39.3
		Total	447	100.0	22,826	100.0	93,377	100.0
18t. I have the motivation to do what it takes to succeed in college [HIEEXPECT]	ITTAKES	Strongly disagree	3	0.7	86	0.4	367	0.4
		Disagree	9	2.0	260	1.1	1,012	1.1
		Neutral	35	7.8	2,023	8.9	7,777	8.3
		Agree	141	31.7	8,066	35.4	33,316	35.7
		Strongly agree	257	57.8	12,356	54.2	50,807	54.5
		Total	445	100.0	22,791	100.0	93,280	100.0
18u. I am prepared academically to succeed in college [HIEEXPECT]	ACPRPRD	Strongly disagree	3	0.6	122	0.5	445	0.5
		Disagree	14	3.1	361	1.6	1,460	1.6
		Neutral	54	12.2	2,953	12.9	11,742	12.6
		Agree	163	36.5	8,904	39.0	37,001	39.6
		Strongly agree	213	47.7	10,475	45.9	42,710	45.7
		Total	447	100.0	22,814	100.0	93,357	100.0
Item 19: During the first three weeks of your first semester/quarter at this college, about how often did you do the following?								
19c. Turn in an assignment late [HIEEXPECT]	LATETURN	Never	276	61.7	15,664	68.8	63,706	68.3
		Once	135	30.2	5,402	23.7	22,567	24.2
		Two or three times	30	6.8	1,492	6.6	6,138	6.6
		Four or more times	6	1.3	197	0.9	804	0.9
		Total	447	100.0	22,754	100.0	93,215	100.0
19d. Not turn in an assignment [HIEEXPECT]	NOTTURN	Never	282	63.4	16,623	73.3	69,145	74.5
		Once	117	26.2	4,442	19.6	17,368	18.7
		Two or three times	36	8.1	1,305	5.8	5,012	5.4
		Four or more times	10	2.3	303	1.3	1,260	1.4
		Total	445	100.0	22,674	100.0	92,785	100.0
19f. Come to class without completing readings or assignments [HIEEXPECT]	NOTCOMPL	Never	249	55.6	12,930	56.6	53,524	57.3
		Once	143	31.9	6,666	29.2	26,891	28.8
		Two or three times	44	9.9	2,621	11.5	10,599	11.4
		Four or more times	11	2.6	607	2.7	2,332	2.5
		Total	448	100.0	22,824	100.0	93,345	100.0

* The comparison group and cohort columns on this page EXCLUDE your college.

Survey of Entering Student Engagement - El Centro College

2011 Frequency Distributions - Main Survey

Comparison Group: Large Colleges*

Entering Students Only

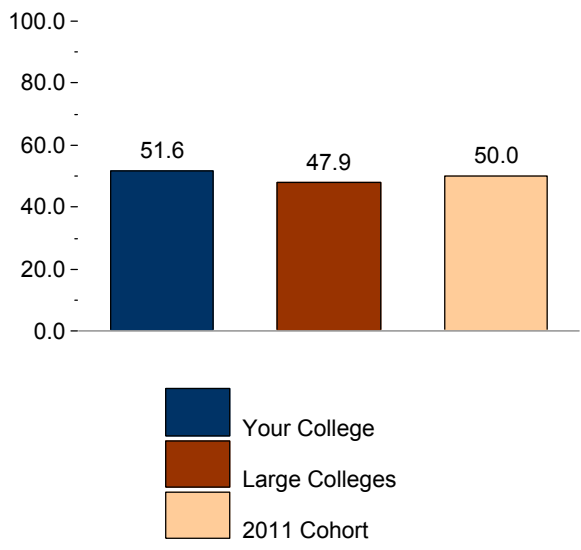
[Weighted]

High Expectations and Aspirations (HIEEXPECT)

			Your College		Large Colleges		2011 Cohort	
Item	Variable	Responses	Count	Percent	Count	Percent	Count	Percent
Item 19: During the first three weeks of your first semester/quarter at this college, about how often did you do the following?								
19s. Skip class [HIEEXPECT]	SKIPCL	Never	370	83.0	16,906	74.0	69,540	74.4
		Once	50	11.1	4,124	18.1	16,631	17.8
		Two or three times	23	5.2	1,479	6.5	6,021	6.4
		Four or more times	3	0.7	332	1.5	1,214	1.3
		Total	446	100.0	22,840	100.0	93,406	100.0

* The comparison group and cohort columns on this page EXCLUDE your college.

Survey of Entering Student Engagement
El Centro College
2011 Benchmark Bar Chart - Main Survey
Comparison Group: Large Colleges*
Entering Students Only
[Weighted]
Clear Academic Plan and Pathway (ACADPLAN)



* The comparison group and cohort bars on this page INCLUDE your college.

Survey of Entering Student Engagement - El Centro College

2011 Benchmark Means Report - Main Survey

Comparison Group: Large Colleges*

Entering Students Only

[Weighted]

Clear Academic Plan and Pathway (ACADPLAN)

		Your College	Large Colleges		2011 Cohort	
Item	Variable	Mean	Mean	Effect Size**	Mean	Effect Size**
Item 18: Think about your experiences from the time of your decision to attend this college through the end of the first three weeks of your first semester/quarter.						
1 = Strongly disagree, 2 = Disagree, 3 = Neutral, 4 = Agree, 5 = Strongly agree						
18d. I was able to meet with an academic advisor at times convenient for me [ACADPLAN]	AACONTIM	3.63	3.57		3.67	
18e. An advisor helped me to select a course of study, program, or major [ACADPLAN]	AASELMAJ	3.69	3.51		3.58	
18f. An advisor helped me to set academic goals and to create a plan for achieving them [ACADPLAN]	ACADGOAL	3.17	3.08		3.14	
18g. An advisor helped me to identify the courses I needed to take during my first semester/quarter [ACADPLAN]	CRSADV	3.93	3.72		3.79	
18h. A college staff member talked with me about my commitments outside of school (work, children, dependents, etc.) to help me figure	OSCOMM	2.76	2.68		2.72	

* The comparison group and cohort columns on this page EXCLUDE your college.

** T-test: 2-tailed

If a group contains less than 50 respondents, interpret the comparison results cautiously.

Survey of Entering Student Engagement - El Centro College

2011 Frequency Distributions - Main Survey

Comparison Group: Large Colleges*

Entering Students Only

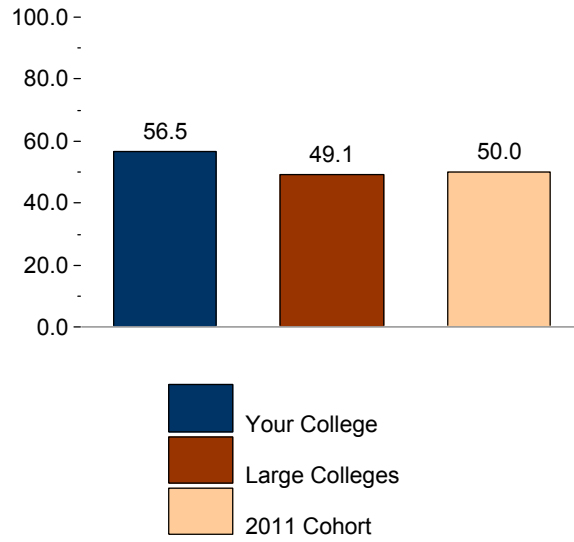
[Weighted]

Clear Academic Plan and Pathway (ACADPLAN)

Item	Variable	Responses	Your College		Large Colleges		2011 Cohort	
			Count	Percent	Count	Percent	Count	Percent
Item 18: Think about your experiences from the time of your decision to attend this college through the end of the first three weeks of your first semester/quarter.								
18d. I was able to meet with an academic advisor at times convenient for me [ACADPLAN]	AACONTIM	Strongly disagree	29	6.4	909	4.0	3,054	3.3
		Disagree	47	10.5	2,420	10.7	8,331	9.0
		Neutral	90	20.2	6,692	29.5	25,057	27.0
		Agree	175	39.3	8,240	36.3	35,838	38.6
		Strongly agree	105	23.6	4,431	19.5	20,586	22.2
		Total	445	100.0	22,692	100.0	92,866	100.0
18e. An advisor helped me to select a course of study, program, or major [ACADPLAN]	AASELMAJ	Strongly disagree	27	6.1	1,498	6.6	5,582	6.0
		Disagree	48	10.8	3,410	15.0	13,255	14.2
		Neutral	89	19.8	4,920	21.6	18,896	20.3
		Agree	153	34.2	7,766	34.1	32,176	34.5
		Strongly agree	130	29.1	5,152	22.6	23,267	25.0
		Total	447	100.0	22,745	100.0	93,176	100.0
18f. An advisor helped me to set academic goals and to create a plan for achieving them [ACADPLAN]	ACADGOAL	Strongly disagree	42	9.5	1,978	8.7	7,570	8.1
		Disagree	101	22.6	5,448	24.0	21,145	22.7
		Neutral	119	26.6	7,027	30.9	28,502	30.6
		Agree	109	24.3	5,296	23.3	22,304	24.0
		Strongly agree	76	17.0	2,995	13.2	13,528	14.5
		Total	447	100.0	22,745	100.0	93,049	100.0
18g. An advisor helped me to identify the courses I needed to take during my first semester/quarter [ACADPLAN]	CRSADV	Strongly disagree	23	5.2	1,180	5.2	4,350	4.7
		Disagree	26	5.9	2,450	10.8	8,998	9.7
		Neutral	59	13.1	3,934	17.3	14,769	15.8
		Agree	190	42.4	9,261	40.7	38,670	41.5
		Strongly agree	149	33.3	5,921	26.0	26,394	28.3
		Total	447	100.0	22,746	100.0	93,181	100.0
18h. A college staff member talked with me about my commitments outside of school (work, children, dependents, etc.) to help me figure out how many courses to take [ACADPLAN]	OSCOMM	Strongly disagree	79	17.7	3,630	16.0	14,276	15.3
		Disagree	145	32.6	7,674	33.7	30,885	33.2
		Neutral	91	20.4	5,692	25.0	23,619	25.4
		Agree	68	15.2	3,814	16.8	15,733	16.9
		Strongly agree	63	14.2	1,933	8.5	8,614	9.3
		Total	446	100.0	22,743	100.0	93,127	100.0

* The comparison group and cohort columns on this page EXCLUDE your college.

Survey of Entering Student Engagement
El Centro College
2011 Benchmark Bar Chart - Main Survey
Comparison Group: Large Colleges*
Entering Students Only
[Weighted]
Effective Track to College Readiness (COLLREAD)



* The comparison group and cohort bars on this page INCLUDE your college.

Survey of Entering Student Engagement - El Centro College

2011 Benchmark Means Report - Main Survey

Comparison Group: Large Colleges*

Entering Students Only

[Weighted]

Effective Track to College Readiness (COLLREAD)

		Your College	Large Colleges		2011 Cohort	
Item	Variable	Mean	Mean	Effect Size**	Mean	Effect Size**
Item 21: Think about your experiences from the time of your decision to attend this college through the end of the first three weeks of your first semester/quarter. Within a class, or through another experience at this college:						
1 = Strongly disagree, 2 = Disagree, 3 = Neutral, 4 = Agree, 5 = Strongly agree						
21a. I learned to improve my study skills (listening, note taking, highlighting readings, working with others, etc.) [COLLREAD]	LNDSTUDY	4.18	3.94	0.27**	3.96	0.24**
21b. I learned to understand my academic strengths and weaknesses [COLLREAD]	LNDACAWK	4.07	3.86	0.23**	3.88	0.21**
21c. I learned skills and strategies to improve my test-taking ability [COLLREAD]	LNSKLLS	3.89	3.58	0.31**	3.60	0.28**
One or more items in this benchmark are not suited to means calculations. Please see the Frequency Distribution that follows for these items.						

* The comparison group and cohort columns on this page EXCLUDE your college.

** T-test: 2-tailed

If a group contains less than 50 respondents, interpret the comparison results cautiously.

Survey of Entering Student Engagement - El Centro College

2011 Frequency Distributions - Main Survey

Comparison Group: Large Colleges*

Entering Students Only

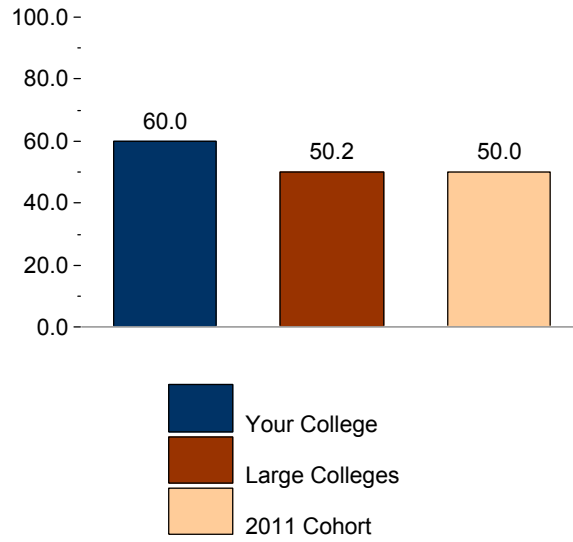
[Weighted]

Effective Track to College Readiness (COLLREAD)

Item	Variable	Responses	Your College		Large Colleges		2011 Cohort	
			Count	Percent	Count	Percent	Count	Percent
Item 12: Think about your experiences from the time of your decision to attend this college through the end of the first three weeks of your first semester/quarter.								
12a. Before I could register for classes, I was required to take a placement test (COMPASS, ASSET, ACCUPLACER, SAT, ACT, etc.) to assess my skills in reading, writing, and/or math [COLLREAD]	REQPTEST	Yes	383	85.6	19,030	83.9	80,537	86.7
		No	64	14.4	3,654	16.1	12,359	13.3
		Total	447	100.0	22,685	100.0	92,896	100.0
12b. I took a placement test (COMPASS, ASSET, ACCUPLACER, SAT, ACT, etc.) [COLLREAD]	TKPTEST	Yes	393	89.7	19,493	86.8	82,589	89.9
		No	45	10.3	2,960	13.2	9,266	10.1
		Total	438	100.0	22,453	100.0	91,855	100.0
Item 14								
14. This college required me to enroll in classes indicated by my placement test scores during my first semester/quarter [COLLREAD]	REQCLASS	Yes	371	83.4	16,100	71.4	67,564	73.2
		No	74	16.6	6,448	28.6	24,745	26.8
		Total	444	100.0	22,549	100.0	92,309	100.0
Item 21: Think about your experiences from the time of your decision to attend this college through the end of the first three weeks of your first semester/quarter. Within a class, or through another experience at this college:								
21a. I learned to improve my study skills (listening, note taking, highlighting readings, working with others, etc.) [COLLREAD]	LNDSTUDY	Strongly disagree	7	1.7	396	1.7	1,599	1.7
		Disagree	11	2.7	1,015	4.5	4,001	4.3
		Neutral	64	15.3	4,980	21.9	19,544	21.0
		Agree	153	36.4	9,546	42.0	39,300	42.2
		Strongly agree	184	43.9	6,772	29.8	28,582	30.7
		Total	420	100.0	22,710	100.0	93,026	100.0
21b. I learned to understand my academic strengths and weaknesses [COLLREAD]	LNDACAWK	Strongly disagree	9	2.2	319	1.4	1,260	1.4
		Disagree	12	3.0	1,054	4.6	4,297	4.6
		Neutral	73	17.3	5,650	24.9	22,716	24.4
		Agree	173	41.1	10,046	44.3	40,715	43.8
		Strongly agree	153	36.4	5,624	24.8	23,976	25.8
		Total	420	100.0	22,694	100.0	92,963	100.0
21c. I learned skills and strategies to improve my test-taking ability [COLLREAD]	LNSKLLS	Strongly disagree	12	3.0	636	2.8	2,604	2.8
		Disagree	20	4.8	2,414	10.6	9,528	10.3
		Neutral	103	24.5	7,525	33.2	30,285	32.6
		Agree	152	36.3	7,419	32.7	30,392	32.7
		Strongly agree	132	31.5	4,685	20.7	20,113	21.6
		Total	420	100.0	22,678	100.0	92,923	100.0

* The comparison group and cohort columns on this page EXCLUDE your college.

Survey of Entering Student Engagement
El Centro College
2011 Benchmark Bar Chart - Main Survey
Comparison Group: Large Colleges*
Entering Students Only
[Weighted]
Engaged Learning (ENGAGLRN)



* The comparison group and cohort bars on this page INCLUDE your college.

Survey of Entering Student Engagement - El Centro College

2011 Benchmark Means Report - Main Survey

Comparison Group: Large Colleges*

Entering Students Only

[Weighted]

Engaged Learning (ENGAGLRN)

		Your College	Large Colleges		2011 Cohort	
Item	Variable	Mean	Mean	Effect Size**	Mean	Effect Size**
Item 19: During the first three weeks of your first semester/quarter at this college, about how often did you do the following?						
1 = Never, 2 = Once, 3 = Two or three times, 4 = Four or more times						
19a. Ask questions in class or contribute to class discussions [ENGAGLRN]	ASKQUES	2.90	2.85		2.86	
19b. Prepare at least two drafts of a paper or assignment before turning it in [ENGAGLRN]	PREPDRFT	2.30	2.13		2.16	
19e. Participate in supplemental instruction (extra class sessions with an instructor, tutor, or experienced student) [ENGAGLRN]	SUPINSTR	1.86	1.51	0.41**	1.51	0.41**
19g. Work with other students on a project or assignment during class [ENGAGLRN]	PINCLASS	2.47	2.46		2.45	
19h. Work with classmates outside of class on class projects or assignments [ENGAGLRN]	PREPOUTC	1.63	1.52		1.52	
19i. Participate in a required study group outside of class [ENGAGLRN]	GRPSTUDY	1.38	1.28		1.26	
19j. Participate in a student-initiated (not required) study group outside of class [ENGAGLRN]	NRGSTUDY	1.36	1.28		1.26	
19k. Use an electronic tool (e-mail, text messaging, Facebook, MySpace, class Web site, etc.) to communicate with another student	USEINTMG	2.21	2.07		2.04	
19l. Use an electronic tool (e-mail, text messaging, Facebook, MySpace, class Web site, etc.) to communicate with an instructor	MAILFAC	2.21	2.08		2.06	
19m. Discuss an assignment or grade with an instructor [ENGAGLRN]	FACASSN	2.27	2.01	0.28**	2.03	0.26**
19n. Ask for help from an instructor regarding questions or problems related to a class [ENGAGLRN]	CLASSREL	2.60	2.29	0.32**	2.31	0.31**
19o. Receive prompt written or oral feedback from instructors on your performance [ENGAGLRN]	FEEDBACK	2.41	2.29		2.31	
19q. Discuss ideas from your readings or classes with instructors outside of class [ENGAGLRN]	FACIDOC	1.69	1.52	0.20**	1.51	0.21**
Item 20.2: Think about your experiences from the time of your decision to attend this college through the end of the first three weeks of your first semester/quarter. How often did you use the following services?						
1 = Never, 2 = Once, 3 = Two or three times, 4 = Four or more times						
20.2d. Face-to-face tutoring [ENGAGLRN]	FFTUSE	1.52	1.26	0.40**	1.26	0.40**
20.2f. Writing, math, or other skill lab [ENGAGLRN]	SKLABUSE	1.90	1.81		1.74	
20.2h. Computer lab [ENGAGLRN]	COMLBUSE	2.50	2.08	0.37**	2.07	0.37**

* The comparison group and cohort columns on this page EXCLUDE your college.

** T-test: 2-tailed

If a group contains less than 50 respondents, interpret the comparison results cautiously.

Survey of Entering Student Engagement - El Centro College

2011 Frequency Distributions - Main Survey

Comparison Group: Large Colleges*

Entering Students Only

[Weighted]

Engaged Learning (ENGAGLRN)

Item	Variable	Responses	Your College		Large Colleges		2011 Cohort	
			Count	Percent	Count	Percent	Count	Percent
Item 19: During the first three weeks of your first semester/quarter at this college, about how often did you do the following?								
19a. Ask questions in class or contribute to class discussions [ENGAGLRN]	ASKQUES	Never	19	4.2	1,770	7.7	7,378	7.9
		Once	100	22.4	5,231	22.8	20,854	22.2
		Two or three times	235	52.3	10,560	46.1	43,355	46.2
		Four or more times	95	21.2	5,370	23.4	22,203	23.7
		Total	449	100.0	22,931	100.0	93,790	100.0
19b. Prepare at least two drafts of a paper or assignment before turning it in [ENGAGLRN]	PREPDRFT	Never	92	20.7	6,799	29.8	26,804	28.7
		Once	158	35.4	7,844	34.3	31,847	34.1
		Two or three times	167	37.5	6,656	29.1	28,041	30.0
		Four or more times	29	6.5	1,544	6.8	6,645	7.1
		Total	447	100.0	22,844	100.0	93,338	100.0
19e. Participate in supplemental instruction (extra class sessions with an instructor, tutor, or experienced student) [ENGAGLRN]	SUPINSTR	Never	227	50.9	15,783	69.0	64,721	69.2
		Once	97	21.8	3,582	15.7	14,383	15.4
		Two or three times	79	17.8	2,445	10.7	10,092	10.8
		Four or more times	42	9.5	1,064	4.7	4,303	4.6
		Total	446	100.0	22,874	100.0	93,500	100.0
19g. Work with other students on a project or assignment during class [ENGAGLRN]	PINCLASS	Never	92	20.5	5,109	22.4	20,562	22.0
		Once	117	26.1	5,612	24.6	23,317	24.9
		Two or three times	178	39.5	8,697	38.1	36,243	38.8
		Four or more times	62	13.9	3,431	15.0	13,405	14.3
		Total	450	100.0	22,849	100.0	93,527	100.0
19h. Work with classmates outside of class on class projects or assignments [ENGAGLRN]	PREPOUTC	Never	264	59.2	15,509	68.0	63,260	67.8
		Once	100	22.4	3,780	16.6	15,427	16.5
		Two or three times	64	14.3	2,554	11.2	10,736	11.5
		Four or more times	18	4.1	964	4.2	3,899	4.2
		Total	447	100.0	22,807	100.0	93,323	100.0
19i. Participate in a required study group outside of class [ENGAGLRN]	GRPSTUDY	Never	336	75.5	18,911	82.9	78,016	83.6
		Once	59	13.2	2,048	9.0	8,272	8.9
		Two or three times	43	9.6	1,316	5.8	5,042	5.4
		Four or more times	8	1.8	536	2.3	2,031	2.2
		Total	445	100.0	22,812	100.0	93,361	100.0
19j. Participate in a student-initiated (not required) study group outside of class [ENGAGLRN]	NRGSTUDY	Never	336	75.4	18,862	82.8	77,710	83.4
		Once	67	15.0	2,107	9.3	8,629	9.3
		Two or three times	33	7.5	1,265	5.6	4,885	5.2
		Four or more times	9	2.0	544	2.4	1,976	2.1
		Total	445	100.0	22,778	100.0	93,200	100.0

* The comparison group and cohort columns on this page EXCLUDE your college.

Survey of Entering Student Engagement - El Centro College

2011 Frequency Distributions - Main Survey

Comparison Group: Large Colleges*

Entering Students Only

[Weighted]

Engaged Learning (ENGAGLRN)

Item	Variable	Responses	Your College		Large Colleges		2011 Cohort	
			Count	Percent	Count	Percent	Count	Percent
Item 19: During the first three weeks of your first semester/quarter at this college, about how often did you do the following?								
19k. Use an electronic tool (e-mail, text messaging, Facebook, MySpace, class Web site, etc.) to communicate with another student about coursework [ENGAGLRN]	USEINTMG	Never	175	39.3	10,005	43.7	42,204	45.1
		Once	83	18.7	4,742	20.7	19,122	20.4
		Two or three times	106	23.9	4,635	20.2	18,332	19.6
		Four or more times	81	18.2	3,512	15.3	13,975	14.9
		Total	446	100.0	22,894	100.0	93,633	100.0
19l. Use an electronic tool (e-mail, text messaging, Facebook, MySpace, class Web site, etc.) to communicate with an instructor about coursework [ENGAGLRN]	MAILFAC	Never	142	31.5	8,844	38.8	37,357	40.1
		Once	134	29.7	5,886	25.8	23,613	25.3
		Two or three times	113	25.2	5,366	23.5	21,376	22.9
		Four or more times	61	13.6	2,704	11.9	10,867	11.7
		Total	450	100.0	22,800	100.0	93,214	100.0
19m. Discuss an assignment or grade with an instructor [ENGAGLRN]	FACASSN	Never	110	24.6	7,962	34.9	31,896	34.2
		Once	159	35.3	8,005	35.1	32,597	34.9
		Two or three times	131	29.1	5,524	24.2	23,202	24.8
		Four or more times	50	11.1	1,344	5.9	5,689	6.1
		Total	449	100.0	22,835	100.0	93,383	100.0
19n. Ask for help from an instructor regarding questions or problems related to a class [ENGAGLRN]	CLASSREL	Never	57	12.7	5,658	24.7	22,969	24.6
		Once	137	30.4	7,337	32.1	29,152	31.2
		Two or three times	186	41.4	7,333	32.1	31,141	33.3
		Four or more times	70	15.5	2,532	11.1	10,218	10.9
		Total	450	100.0	22,860	100.0	93,479	100.0
19o. Receive prompt written or oral feedback from instructors on your performance [ENGAGLRN]	FEEDBACK	Never	92	20.7	6,082	26.7	24,444	26.2
		Once	122	27.6	6,760	29.7	26,896	28.9
		Two or three times	183	41.2	7,265	31.9	30,435	32.7
		Four or more times	46	10.5	2,680	11.8	11,440	12.3
		Total	443	100.0	22,787	100.0	93,214	100.0
19q. Discuss ideas from your readings or classes with instructors outside of class [ENGAGLRN]	FACIDOC	Never	263	59.0	15,327	67.2	62,968	67.4
		Once	83	18.6	4,098	18.0	16,681	17.9
		Two or three times	75	16.8	2,434	10.7	9,887	10.6
		Four or more times	25	5.6	963	4.2	3,862	4.1
		Total	446	100.0	22,823	100.0	93,398	100.0
Item 20.2: Think about your experiences from the time of your decision to attend this college through the end of the first three weeks of your first semester/quarter. How often did you use the following services?								
20.2d. Face-to-face tutoring [ENGAGLRN]	FFTUSE	Never	287	70.0	18,373	84.5	75,321	84.6
		Once	54	13.1	1,803	8.3	7,205	8.1
		Two or three times	48	11.6	961	4.4	4,060	4.6
		Four or more times	21	5.2	616	2.8	2,487	2.8
		Total	409	100.0	21,753	100.0	89,073	100.0

* The comparison group and cohort columns on this page EXCLUDE your college.

Survey of Entering Student Engagement - El Centro College

2011 Frequency Distributions - Main Survey

Comparison Group: Large Colleges*

Entering Students Only

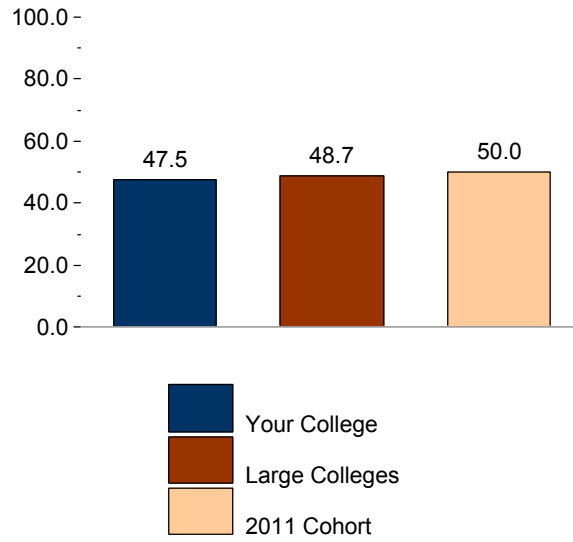
[Weighted]

Engaged Learning (ENGAGLRN)

Item	Variable	Responses	Your College		Large Colleges		2011 Cohort	
			Count	Percent	Count	Percent	Count	Percent
Item 20.2: Think about your experiences from the time of your decision to attend this college through the end of the first three weeks of your first semester/quarter. How often did you use the following services?								
20.2f. Writing, math, or other skill lab [ENGAGLRN]	SKLABUSE	Never	224	55.8	13,216	61.0	56,443	63.9
		Once	53	13.2	2,569	11.9	10,357	11.7
		Two or three times	67	16.6	2,586	11.9	9,902	11.2
		Four or more times	58	14.5	3,304	15.2	11,682	13.2
		Total	402	100.0	21,675	100.0	88,385	100.0
20.2h. Computer lab [ENGAGLRN]	COMLBUSE	Never	109	26.4	10,258	47.0	42,314	47.3
		Once	82	19.8	3,715	17.0	15,029	16.8
		Two or three times	128	30.9	3,811	17.5	15,339	17.2
		Four or more times	94	22.9	4,051	18.6	16,711	18.7
		Total	413	100.0	21,834	100.0	89,393	100.0

* The comparison group and cohort columns on this page EXCLUDE your college.

Survey of Entering Student Engagement
El Centro College
2011 Benchmark Bar Chart - Main Survey
Comparison Group: Large Colleges*
Entering Students Only
[Weighted]
Academic and Social Support (ACSOCSUP)



* The comparison group and cohort bars on this page INCLUDE your college.

Survey of Entering Student Engagement - El Centro College

2011 Benchmark Means Report - Main Survey

Comparison Group: Large Colleges*

Entering Students Only

[Weighted]

Academic and Social Support (ACSOCSUP)

		Your College	Large Colleges		2011 Cohort	
Item	Variable	Mean	Mean	Effect Size**	Mean	Effect Size**
Item 18: Think about your experiences from the time of your decision to attend this college through the end of the first three weeks of your first semester/quarter.						
1 = Strongly disagree, 2 = Disagree, 3 = Neutral, 4 = Agree, 5 = Strongly agree						
18l. All instructors clearly explained academic and student support services available at this college [ACSOCSUP]	RESOURCE	3.65	3.73		3.77	
18m. All instructors clearly explained course grading policies [ACSOCSUP]	GRADEPOL	4.19	4.23		4.25	
18n. All instructors clearly explained course syllabi (syllabuses) [ACSOCSUP]	SYLLABI	4.30	4.31		4.35	
18o. I knew how to get in touch with my instructors outside of class [ACSOCSUP]	FACMEET	4.12	4.24		4.26	
18q. At least one other student whom I didn't previously know learned my name [ACSOCSUP]	OSTUDNAM	4.07	4.11		4.11	
18r. At least one instructor learned my name [ACSOCSUP]	FACNAM	4.22	4.20		4.23	
18s. I learned the name of at least one other student in most of my classes [ACSOCSUP]	STUNAM	4.23	4.20		4.22	

* The comparison group and cohort columns on this page EXCLUDE your college.

** T-test: 2-tailed

If a group contains less than 50 respondents, interpret the comparison results cautiously.

Survey of Entering Student Engagement - El Centro College

2011 Frequency Distributions - Main Survey

Comparison Group: Large Colleges*

Entering Students Only

[Weighted]

Academic and Social Support (ACSOCSUP)

Item	Variable	Responses	Your College		Large Colleges		2011 Cohort	
			Count	Percent	Count	Percent	Count	Percent
Item 18: Think about your experiences from the time of your decision to attend this college through the end of the first three weeks of your first semester/quarter.								
18l. All instructors clearly explained academic and student support services available at this college [ACSOCSUP]	RESOURCE	Strongly disagree	20	4.5	624	2.7	2,354	2.5
		Disagree	47	10.6	2,248	9.9	8,800	9.5
		Neutral	95	21.2	4,950	21.8	19,710	21.2
		Agree	191	42.8	9,641	42.4	39,493	42.4
		Strongly agree	94	21.0	5,281	23.2	22,717	24.4
		Total	447	100.0	22,744	100.0	93,074	100.0
18m. All instructors clearly explained course grading policies [ACSOCSUP]	GRADEPOL	Strongly disagree	3	0.7	134	0.6	535	0.6
		Disagree	14	3.2	543	2.4	2,102	2.3
		Neutral	41	9.3	2,235	9.8	8,533	9.2
		Agree	223	50.1	10,833	47.6	44,320	47.6
		Strongly agree	163	36.7	9,001	39.6	37,631	40.4
		Total	445	100.0	22,746	100.0	93,121	100.0
18n. All instructors clearly explained course syllabi (syllabuses) [ACSOCSUP]	SYLLABI	Strongly disagree	1	0.2	121	0.5	402	0.4
		Disagree	9	2.1	468	2.1	1,608	1.7
		Neutral	34	7.6	1,830	8.0	6,550	7.0
		Agree	212	47.4	10,117	44.5	41,347	44.4
		Strongly agree	191	42.7	10,210	44.9	43,249	46.4
		Total	447	100.0	22,745	100.0	93,156	100.0
18o. I knew how to get in touch with my instructors outside of class [ACSOCSUP]	FACMEET	Strongly disagree	12	2.6	182	0.8	756	0.8
		Disagree	9	2.0	611	2.7	2,420	2.6
		Neutral	50	11.3	2,169	9.5	8,353	9.0
		Agree	221	49.4	10,393	45.6	42,149	45.2
		Strongly agree	156	34.8	9,430	41.4	39,556	42.4
		Total	447	100.0	22,785	100.0	93,234	100.0
18q. At least one other student whom I didn't previously know learned my name [ACSOCSUP]	OSTUDNAM	Strongly disagree	12	2.8	648	2.8	2,414	2.6
		Disagree	25	5.5	1,133	5.0	4,774	5.1
		Neutral	44	9.9	2,458	10.8	10,033	10.8
		Agree	202	45.3	9,422	41.4	38,575	41.4
		Strongly agree	163	36.5	9,113	40.0	37,408	40.1
		Total	446	100.0	22,774	100.0	93,204	100.0
18r. At least one instructor learned my name [ACSOCSUP]	FACNAM	Strongly disagree	11	2.4	453	2.0	1,525	1.6
		Disagree	13	2.9	914	4.0	3,297	3.5
		Neutral	26	5.8	2,133	9.4	8,119	8.7
		Agree	213	48.0	9,420	41.4	39,053	41.9
		Strongly agree	181	40.9	9,837	43.2	41,134	44.2
		Total	443	100.0	22,757	100.0	93,128	100.0

* The comparison group and cohort columns on this page EXCLUDE your college.

Survey of Entering Student Engagement - El Centro College

2011 Frequency Distributions - Main Survey

Comparison Group: Large Colleges*

Entering Students Only

[Weighted]

Academic and Social Support (ACSOCSUP)

Item	Variable	Responses	Your College		Large Colleges		2011 Cohort	
			Count	Percent	Count	Percent	Count	Percent
Item 18: Think about your experiences from the time of your decision to attend this college through the end of the first three weeks of your first semester/quarter.								
18s. I learned the name of at least one other student in most of my classes [ACSOCSUP]	STUNAM	Strongly disagree	5	1.1	437	1.9	1,651	1.8
		Disagree	18	4.0	986	4.3	3,916	4.2
		Neutral	37	8.2	2,097	9.2	7,965	8.5
		Agree	196	43.9	9,300	40.8	38,524	41.3
		Strongly agree	192	42.8	9,972	43.8	41,197	44.2
		Total	447	100.0	22,792	100.0	93,253	100.0

* The comparison group and cohort columns on this page EXCLUDE your college.