

**Survey of Entering Student Engagement - El Centro College (2013 Administration)**

**2013 Benchmark Scores Report - Main Survey**

Comparison Group: Large Colleges in the 2013 Cohort\*

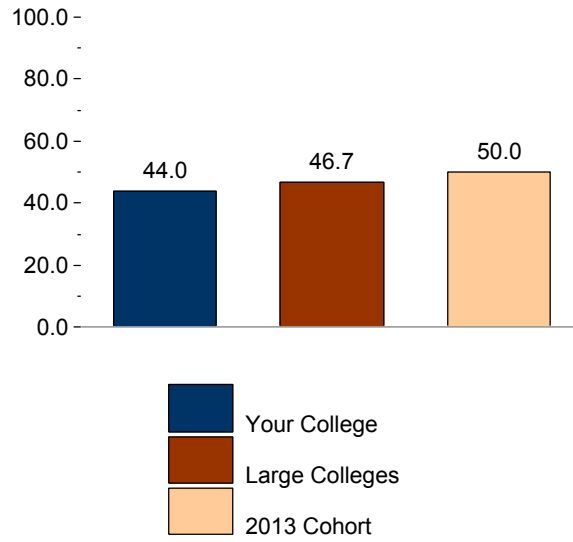
Entering Students Only

[Weighted]

Benchmark	Your College	Large Colleges		2013 Cohort	
	Score	Score	Difference	Score	Difference
Early Connections	44.0	46.7	-2.7	50.0	-6.0
High Expectations and Aspirations	49.1	49.7	-0.6	50.0	-0.9
Clear Academic Plan and Pathway	46.2	47.7	-1.5	50.0	-3.8
Effective Track to College Readiness	56.2	49.6	6.6	50.0	6.2
Engaged Learning	55.7	49.4	6.3	50.0	5.7
Academic and Social Support Network	45.0	49.0	-4.0	50.0	-5.0

\* The comparison group and cohort columns on this page INCLUDE your college.

**Survey of Entering Student Engagement**  
**El Centro College (2013 Administration)**  
**2013 Benchmark Bar Chart - Main Survey**  
Comparison Group: Large Colleges in the 2013 Cohort\*  
Entering Students Only  
[Weighted]  
Early Connections (EARLYCON)



\* The comparison group and cohort bars on this page INCLUDE your college.

**Survey of Entering Student Engagement - El Centro College (2013 Administration)**

**2013 Benchmark Means Report - Main Survey**

Comparison Group: Large Colleges in the 2013 Cohort\*

Entering Students Only

[Weighted]

Early Connections (EARLYCON)

		Your College	Large Colleges		2013 Cohort	
Item	Variable	Mean	Mean	Effect Size**	Mean	Effect Size**
Item 18: Think about your experiences from the time of your decision to attend this college through the end of the first three weeks of your first semester/quarter.						
1 = Strongly disagree, 2 = Disagree, 3 = Neutral, 4 = Agree, 5 = Strongly agree						
18a. The very first time I came to this college I felt welcome [EARLYCON]	WELCOME	3.91	3.94		3.99	
18i. The college provided me with adequate information about financial assistance (scholarships, grants, loans, etc.) [EARLYCON]	FAINFO	3.22	3.35		3.44	
18j. A college staff member helped me determine whether I qualified for financial assistance [EARLYCON]	QUALFA	2.75	2.88		3.02	-0.23**
18p. At least one college staff member (other than an instructor) learned my name [EARLYCON]	CSTAFNAM	3.13	3.13		3.22	
One or more items in this benchmark are not suited to means calculations. Please see the Frequency Distribution that follows for these items.						

\* The comparison group and cohort columns on this page EXCLUDE your college.

\*\* T-test: 2-tailed

If a row contains less than 50 respondents, interpret the comparison results cautiously.

**Survey of Entering Student Engagement - El Centro College (2013 Administration)**

**2013 Benchmark Frequency Distributions - Main Survey**

Comparison Group: Large Colleges in the 2013 Cohort\*

Entering Students Only

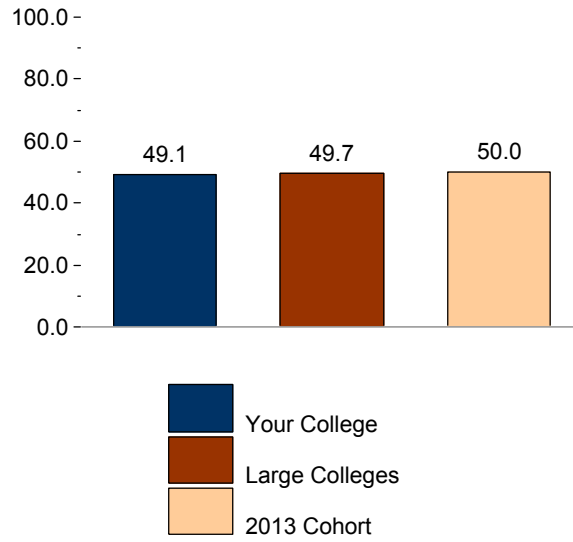
[Weighted]

Early Connections (EARLYCON)

			Your College		Large Colleges		2013 Cohort	
Item	Variable	Responses	Count	Percent	Count	Percent	Count	Percent
<b>Item 18: Think about your experiences from the time of your decision to attend this college through the end of the first three weeks of your first semester/quarter.</b>								
18a. The very first time I came to this college I felt welcome [EARLYCON]	WELCOME	Strongly disagree	3	0.9	251	0.8	769	0.8
		Disagree	7	2.2	690	2.3	1,936	2.0
		Neutral	88	27.7	7,669	25.2	22,150	23.2
		Agree	139	43.9	13,689	45.0	43,459	45.5
		Strongly agree	80	25.3	8,126	26.7	27,220	28.5
		<b>Total</b>	<b>317</b>	<b>100.0</b>	<b>30,424</b>	<b>100.0</b>	<b>95,534</b>	<b>100.0</b>
18i. The college provided me with adequate information about financial assistance (scholarships, grants, loans, etc.) [EARLYCON]	FAINFO	Strongly disagree	26	8.3	2,420	8.0	6,588	6.9
		Disagree	73	23.0	4,880	16.1	13,876	14.6
		Neutral	67	21.4	8,017	26.4	24,630	25.8
		Agree	105	33.5	9,652	31.8	31,552	33.1
		Strongly agree	44	13.8	5,360	17.7	18,650	19.6
		<b>Total</b>	<b>315</b>	<b>100.0</b>	<b>30,330</b>	<b>100.0</b>	<b>95,296</b>	<b>100.0</b>
18j. A college staff member helped me determine whether I qualified for financial assistance [EARLYCON]	QUALFA	Strongly disagree	45	14.5	3,960	13.1	10,724	11.3
		Disagree	110	35.1	8,749	28.9	24,643	25.9
		Neutral	61	19.6	7,937	26.2	24,856	26.2
		Agree	72	23.1	6,030	19.9	21,358	22.5
		Strongly agree	24	7.8	3,561	11.8	13,391	14.1
		<b>Total</b>	<b>313</b>	<b>100.0</b>	<b>30,237</b>	<b>100.0</b>	<b>94,972</b>	<b>100.0</b>
18p. At least one college staff member (other than an instructor) learned my name [EARLYCON]	CSTAFNAM	Strongly disagree	44	14.1	4,631	15.3	12,850	13.5
		Disagree	71	22.7	6,794	22.4	20,061	21.1
		Neutral	59	18.9	5,460	18.0	17,255	18.1
		Agree	76	24.1	6,969	23.0	23,402	24.6
		Strongly agree	63	20.1	6,467	21.3	21,697	22.8
		<b>Total</b>	<b>313</b>	<b>100.0</b>	<b>30,323</b>	<b>100.0</b>	<b>95,264</b>	<b>100.0</b>
<b>Item 23</b>								
23. Was a specific person assigned to you so you could see him/her each time you needed information or assistance?	ASNPERS	Yes	55	18.4	6,406	21.8	24,078	26.1
		No	243	81.6	22,929	78.2	68,237	73.9
		<b>Total</b>	<b>298</b>	<b>100.0</b>	<b>29,334</b>	<b>100.0</b>	<b>92,315</b>	<b>100.0</b>

\* The comparison group and cohort columns on this page EXCLUDE your college.

**Survey of Entering Student Engagement**  
**El Centro College (2013 Administration)**  
**2013 Benchmark Bar Chart - Main Survey**  
Comparison Group: Large Colleges in the 2013 Cohort\*  
Entering Students Only  
[Weighted]  
High Expectations and Aspirations (HIEXPECT)



\* The comparison group and cohort bars on this page INCLUDE your college.

**Survey of Entering Student Engagement - El Centro College (2013 Administration)**

**2013 Benchmark Means Report - Main Survey**

Comparison Group: Large Colleges in the 2013 Cohort\*

Entering Students Only

[Weighted]

High Expectations and Aspirations (HIEEXPECT)

		Your College	Large Colleges		2013 Cohort	
Item	Variable	Mean	Mean	Effect Size**	Mean	Effect Size**
Item 18: Think about your experiences from the time of your decision to attend this college through the end of the first three weeks of your first semester/quarter.						
1 = Strongly disagree, 2 = Disagree, 3 = Neutral, 4 = Agree, 5 = Strongly agree						
18b. The instructors at this college want me to succeed [HIEEXPECT]	WNTSCCD	4.35	4.26		4.28	
18t. I have the motivation to do what it takes to succeed in college [HIEEXPECT]	ITTAKES	4.45	4.44		4.44	
18u. I am prepared academically to succeed in college [HIEEXPECT]	ACPRPRD	4.16	4.31	-0.20**	4.31	-0.20**
Item 19: During the first three weeks of your first semester/quarter at this college, about how often did you do the following?						
1 = Never, 2 = Once, 3 = Two or three times, 4 = Four or more times						
19c. Turn in an assignment late [HIEEXPECT]	LATETURN	1.50	1.40		1.41	
19d. Not turn in an assignment [HIEEXPECT]	NOTTURN	1.42	1.35		1.35	
19f. Come to class without completing readings or assignments [HIEEXPECT]	NOTCOMPL	1.51	1.58		1.59	
19s. Skip class [HIEEXPECT]	SKIPCL	1.26	1.35		1.35	

\* The comparison group and cohort columns on this page EXCLUDE your college.

\*\* T-test: 2-tailed

If a row contains less than 50 respondents, interpret the comparison results cautiously.

**Survey of Entering Student Engagement - El Centro College (2013 Administration)**

**2013 Benchmark Frequency Distributions - Main Survey**

Comparison Group: Large Colleges in the 2013 Cohort\*

Entering Students Only

[Weighted]

High Expectations and Aspirations (HIEEXPECT)

Item	Variable	Responses	Your College		Large Colleges		2013 Cohort	
			Count	Percent	Count	Percent	Count	Percent
<b>Item 18: Think about your experiences from the time of your decision to attend this college through the end of the first three weeks of your first semester/quarter.</b>								
18b. The instructors at this college want me to succeed [HIEEXPECT]	WNTSCCD	Strongly disagree	0	N/A	66	0.2	194	0.2
		Disagree	3	0.8	250	0.8	647	0.7
		Neutral	29	9.2	3,671	12.1	10,870	11.4
		Agree	138	44.2	14,028	46.2	44,028	46.2
		Strongly agree	143	45.7	12,316	40.6	39,518	41.5
		<b>Total</b>	<b>313</b>	<b>100.0</b>	<b>30,331</b>	<b>100.0</b>	<b>95,257</b>	<b>100.0</b>
18t. I have the motivation to do what it takes to succeed in college [HIEEXPECT]	ITTAKES	Strongly disagree	0	0.1	140	0.5	380	0.4
		Disagree	8	2.6	316	1.0	983	1.0
		Neutral	30	9.6	2,517	8.3	7,918	8.3
		Agree	89	28.2	10,452	34.5	33,385	35.0
		Strongly agree	187	59.6	16,906	55.7	52,591	55.2
		<b>Total</b>	<b>314</b>	<b>100.0</b>	<b>30,330</b>	<b>100.0</b>	<b>95,258</b>	<b>100.0</b>
18u. I am prepared academically to succeed in college [HIEEXPECT]	ACPRPRD	Strongly disagree	0	0.1	162	0.5	452	0.5
		Disagree	7	2.2	387	1.3	1,307	1.4
		Neutral	64	20.6	3,805	12.5	11,625	12.2
		Agree	112	36.0	11,503	37.9	37,003	38.8
		Strongly agree	128	41.1	14,528	47.8	45,035	47.2
		<b>Total</b>	<b>311</b>	<b>100.0</b>	<b>30,385</b>	<b>100.0</b>	<b>95,422</b>	<b>100.0</b>
<b>Item 19: During the first three weeks of your first semester/quarter at this college, about how often did you do the following?</b>								
19c. Turn in an assignment late [HIEEXPECT]	LATETURN	Never	198	63.2	20,757	68.4	64,704	67.8
		Once	76	24.2	7,280	24.0	23,327	24.4
		Two or three times	37	11.8	2,039	6.7	6,559	6.9
		Four or more times	3	0.8	278	0.9	846	0.9
		<b>Total</b>	<b>314</b>	<b>100.0</b>	<b>30,355</b>	<b>100.0</b>	<b>95,437</b>	<b>100.0</b>
19d. Not turn in an assignment [HIEEXPECT]	NOTTURN	Never	214	68.7	22,183	73.6	70,133	74.0
		Once	72	23.0	5,756	19.1	17,848	18.8
		Two or three times	20	6.3	1,746	5.8	5,398	5.7
		Four or more times	6	2.0	457	1.5	1,358	1.4
		<b>Total</b>	<b>312</b>	<b>100.0</b>	<b>30,142</b>	<b>100.0</b>	<b>94,738</b>	<b>100.0</b>
19f. Come to class without completing readings or assignments [HIEEXPECT]	NOTCOMPL	Never	181	57.9	17,655	58.1	54,886	57.4
		Once	107	34.2	8,584	28.2	27,322	28.6
		Two or three times	21	6.7	3,314	10.9	10,768	11.3
		Four or more times	4	1.2	849	2.8	2,584	2.7
		<b>Total</b>	<b>313</b>	<b>100.0</b>	<b>30,402</b>	<b>100.0</b>	<b>95,560</b>	<b>100.0</b>

\* The comparison group and cohort columns on this page EXCLUDE your college.

**Survey of Entering Student Engagement - El Centro College (2013 Administration)**

**2013 Benchmark Frequency Distributions - Main Survey**

Comparison Group: Large Colleges in the 2013 Cohort\*

Entering Students Only

[Weighted]

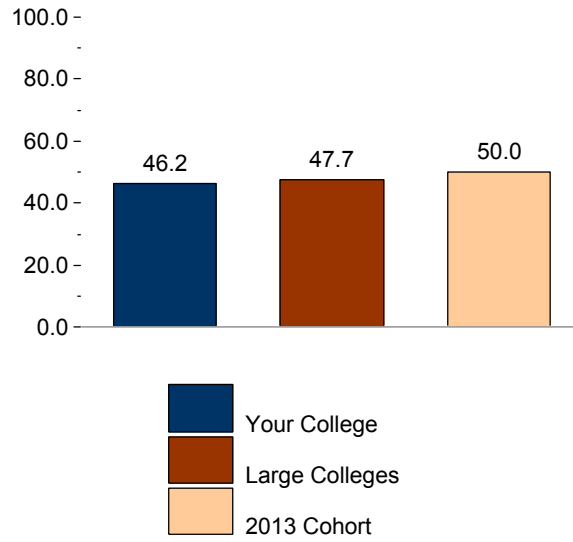
High Expectations and Aspirations (HIEEXPECT)

Item	Variable	Responses	Your College		Large Colleges		2013 Cohort	
			Count	Percent	Count	Percent	Count	Percent
Item 19: During the first three weeks of your first semester/quarter at this college, about how often did you do the following?								
19s. Skip class [HIEEXPECT]	SKIPCL	Never	253	79.8	22,658	74.5	71,142	74.4
		Once	47	14.8	5,301	17.4	16,667	17.4
		Two or three times	15	4.7	2,084	6.9	6,511	6.8
		Four or more times	2	0.6	382	1.3	1,264	1.3
		Total	317	100.0	30,425	100.0	95,584	100.0

\* The comparison group and cohort columns on this page EXCLUDE your college.



**Survey of Entering Student Engagement**  
**El Centro College (2013 Administration)**  
**2013 Benchmark Bar Chart - Main Survey**  
Comparison Group: Large Colleges in the 2013 Cohort\*  
Entering Students Only  
[Weighted]  
Clear Academic Plan and Pathway (ACADPLAN)



\* The comparison group and cohort bars on this page INCLUDE your college.

**Survey of Entering Student Engagement - El Centro College (2013 Administration)**

**2013 Benchmark Means Report - Main Survey**

Comparison Group: Large Colleges in the 2013 Cohort\*

Entering Students Only

[Weighted]

Clear Academic Plan and Pathway (ACADPLAN)

		Your College	Large Colleges		2013 Cohort	
Item	Variable	Mean	Mean	Effect Size**	Mean	Effect Size**
Item 18: Think about your experiences from the time of your decision to attend this college through the end of the first three weeks of your first semester/quarter.						
1 = Strongly disagree, 2 = Disagree, 3 = Neutral, 4 = Agree, 5 = Strongly agree						
18d. I was able to meet with an academic advisor at times convenient for me [ACADPLAN]	AACONTIM	3.71	3.66		3.74	
18e. An advisor helped me to select a course of study, program, or major [ACADPLAN]	AASELMAJ	3.48	3.58		3.65	
18f. An advisor helped me to set academic goals and to create a plan for achieving them [ACADPLAN]	ACADGOAL	3.07	3.17		3.24	
18g. An advisor helped me to identify the courses I needed to take during my first semester/quarter [ACADPLAN]	CRSADV	3.66	3.78		3.86	
18h. A college staff member talked with me about my commitments outside of school (work, children, dependents, etc.) to help me figure out how many courses to take [ACADPLAN]	OSCOMM	2.76	2.77		2.83	

\* The comparison group and cohort columns on this page EXCLUDE your college.

\*\* T-test: 2-tailed

If a row contains less than 50 respondents, interpret the comparison results cautiously.

**Survey of Entering Student Engagement - El Centro College (2013 Administration)**

**2013 Benchmark Frequency Distributions - Main Survey**

Comparison Group: Large Colleges in the 2013 Cohort\*

Entering Students Only

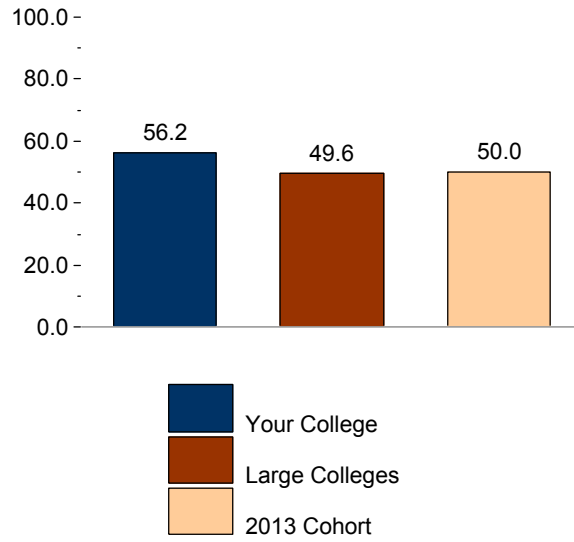
[Weighted]

Clear Academic Plan and Pathway (ACADPLAN)

Item	Variable	Responses	Your College		Large Colleges		2013 Cohort	
			Count	Percent	Count	Percent	Count	Percent
Item 18: Think about your experiences from the time of your decision to attend this college through the end of the first three weeks of your first semester/quarter.								
18d. I was able to meet with an academic advisor at times convenient for me [ACADPLAN]	AACONTIM	Strongly disagree	8	2.7	990	3.3	2,572	2.7
		Disagree	25	8.2	2,772	9.2	7,656	8.1
		Neutral	85	27.4	8,500	28.1	24,401	25.7
		Agree	119	38.5	11,311	37.5	37,090	39.1
		Strongly agree	72	23.2	6,626	21.9	23,119	24.4
		<b>Total</b>	<b>310</b>	<b>100.0</b>	<b>30,199</b>	<b>100.0</b>	<b>94,838</b>	<b>100.0</b>
18e. An advisor helped me to select a course of study, program, or major [ACADPLAN]	AASELMAJ	Strongly disagree	21	6.6	1,894	6.2	5,244	5.5
		Disagree	49	15.5	4,333	14.3	12,389	13.0
		Neutral	70	22.1	6,150	20.3	18,402	19.3
		Agree	109	34.7	10,290	33.9	33,287	34.9
		Strongly agree	66	21.1	7,666	25.3	25,967	27.3
		<b>Total</b>	<b>315</b>	<b>100.0</b>	<b>30,333</b>	<b>100.0</b>	<b>95,289</b>	<b>100.0</b>
18f. An advisor helped me to set academic goals and to create a plan for achieving them [ACADPLAN]	ACADGOAL	Strongly disagree	23	7.4	2,471	8.2	6,977	7.3
		Disagree	84	26.8	6,787	22.4	19,763	20.8
		Neutral	101	32.2	8,888	29.3	28,085	29.5
		Agree	58	18.6	7,425	24.5	24,391	25.6
		Strongly agree	47	15.0	4,728	15.6	15,896	16.7
		<b>Total</b>	<b>312</b>	<b>100.0</b>	<b>30,299</b>	<b>100.0</b>	<b>95,112</b>	<b>100.0</b>
18g. An advisor helped me to identify the courses I needed to take during my first semester/quarter [ACADPLAN]	CRSADV	Strongly disagree	20	6.3	1,536	5.1	4,058	4.3
		Disagree	37	11.8	3,090	10.2	8,331	8.7
		Neutral	51	16.2	4,745	15.6	14,042	14.7
		Agree	130	41.5	12,233	40.3	39,081	41.0
		Strongly agree	76	24.3	8,723	28.8	29,729	31.2
		<b>Total</b>	<b>313</b>	<b>100.0</b>	<b>30,328</b>	<b>100.0</b>	<b>95,241</b>	<b>100.0</b>
18h. A college staff member talked with me about my commitments outside of school (work, children, dependents, etc.) to help me figure out how many courses to take [ACADPLAN]	OSCOMM	Strongly disagree	44	13.9	4,401	14.5	12,825	13.5
		Disagree	114	36.3	9,733	32.1	29,505	31.0
		Neutral	66	21.1	7,642	25.2	24,415	25.6
		Agree	55	17.5	5,454	18.0	17,981	18.9
		Strongly agree	35	11.1	3,095	10.2	10,501	11.0
		<b>Total</b>	<b>313</b>	<b>100.0</b>	<b>30,326</b>	<b>100.0</b>	<b>95,226</b>	<b>100.0</b>

\* The comparison group and cohort columns on this page EXCLUDE your college.

**Survey of Entering Student Engagement**  
**El Centro College (2013 Administration)**  
**2013 Benchmark Bar Chart - Main Survey**  
Comparison Group: Large Colleges in the 2013 Cohort\*  
Entering Students Only  
[Weighted]  
Effective Track to College Readiness (COLLREAD)



\* The comparison group and cohort bars on this page INCLUDE your college.

**Survey of Entering Student Engagement - El Centro College (2013 Administration)**

**2013 Benchmark Means Report - Main Survey**

Comparison Group: Large Colleges in the 2013 Cohort\*

Entering Students Only

[Weighted]

Effective Track to College Readiness (COLLREAD)

		Your College	Large Colleges		2013 Cohort	
Item	Variable	Mean	Mean	Effect Size**	Mean	Effect Size**
Item 21: Think about your experiences from the time of your decision to attend this college through the end of the first three weeks of your first semester/quarter. Within a class, or through another experience at this college:						
1 = Strongly disagree, 2 = Disagree, 3 = Neutral, 4 = Agree, 5 = Strongly agree						
21a. I learned to improve my study skills (listening, note taking, highlighting readings, working with others, etc.) [COLLREAD]	LNDSTUDY	4.18	3.98	0.23**	3.99	0.22**
21b. I learned to understand my academic strengths and weaknesses [COLLREAD]	LNDACAWK	4.10	3.91	0.21**	3.93	
21c. I learned skills and strategies to improve my test-taking ability [COLLREAD]	LNSKILLS	3.90	3.62	0.28**	3.64	0.27**
One or more items in this benchmark are not suited to means calculations. Please see the Frequency Distribution that follows for these items.						

\* The comparison group and cohort columns on this page EXCLUDE your college.

\*\* T-test: 2-tailed

If a row contains less than 50 respondents, interpret the comparison results cautiously.

**Survey of Entering Student Engagement - El Centro College (2013 Administration)**

**2013 Benchmark Frequency Distributions - Main Survey**

Comparison Group: Large Colleges in the 2013 Cohort\*

Entering Students Only

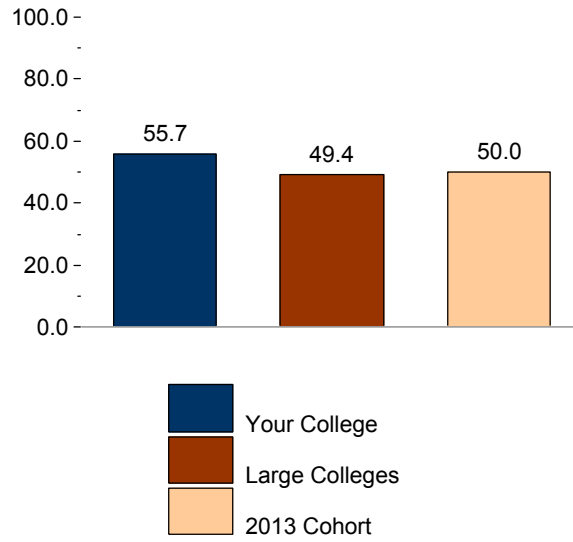
[Weighted]

Effective Track to College Readiness (COLLREAD)

Item	Variable	Responses	Your College		Large Colleges		2013 Cohort	
			Count	Percent	Count	Percent	Count	Percent
<b>Item 12: Think about your experiences from the time of your decision to attend this college through the end of the first three weeks of your first semester/quarter.</b>								
12a. Before I could register for classes, I was required to take a placement test (COMPASS, ASSET, ACCUPLACER, SAT, ACT, etc.) to assess my skills in reading, writing, and/or math [COLLREAD]	REQPTEST	Yes	268	85.6	25,095	83.1	80,602	85.0
		No	45	14.4	5,115	16.9	14,242	15.0
		<b>Total</b>	<b>313</b>	<b>100.0</b>	<b>30,211</b>	<b>100.0</b>	<b>94,844</b>	<b>100.0</b>
12b. I took a placement test (COMPASS, ASSET, ACCUPLACER, SAT, ACT, etc.) [COLLREAD]	TKPTEST	Yes	253	85.3	25,505	86.4	82,333	88.7
		No	44	14.7	4,024	13.6	10,537	11.3
		<b>Total</b>	<b>297</b>	<b>100.0</b>	<b>29,529</b>	<b>100.0</b>	<b>92,869</b>	<b>100.0</b>
<b>Item 14</b>								
14. This college required me to enroll in classes indicated by my placement test scores during my first semester/quarter [COLLREAD]	REQCLASS	Yes	267	84.1	21,040	70.0	67,052	71.1
		No	50	15.9	8,999	30.0	27,239	28.9
		<b>Total</b>	<b>317</b>	<b>100.0</b>	<b>30,039</b>	<b>100.0</b>	<b>94,291</b>	<b>100.0</b>
<b>Item 21: Think about your experiences from the time of your decision to attend this college through the end of the first three weeks of your first semester/quarter. Within a class, or through another experience at this college:</b>								
21a. I learned to improve my study skills (listening, note taking, highlighting readings, working with others, etc.) [COLLREAD]	LNDSTUDY	Strongly disagree	2	0.7	514	1.7	1,481	1.6
		Disagree	4	1.3	1,236	4.1	3,893	4.1
		Neutral	48	15.4	6,233	20.6	19,170	20.2
		Agree	138	44.0	12,580	41.6	39,738	41.8
		Strongly agree	121	38.6	9,664	32.0	30,764	32.4
		<b>Total</b>	<b>313</b>	<b>100.0</b>	<b>30,227</b>	<b>100.0</b>	<b>95,047</b>	<b>100.0</b>
21b. I learned to understand my academic strengths and weaknesses [COLLREAD]	LNDACAWK	Strongly disagree	0	0.1	407	1.3	1,207	1.3
		Disagree	15	4.7	1,274	4.2	3,969	4.2
		Neutral	48	15.5	7,076	23.4	21,796	23.0
		Agree	141	44.9	13,230	43.8	41,720	43.9
		Strongly agree	109	34.9	8,211	27.2	26,254	27.7
		<b>Total</b>	<b>313</b>	<b>100.0</b>	<b>30,199</b>	<b>100.0</b>	<b>94,946</b>	<b>100.0</b>
21c. I learned skills and strategies to improve my test-taking ability [COLLREAD]	LNSKLLS	Strongly disagree	3	1.1	798	2.6	2,456	2.6
		Disagree	15	4.9	3,079	10.2	9,323	9.8
		Neutral	80	25.7	9,613	31.8	30,236	31.8
		Agree	124	39.7	9,921	32.8	31,097	32.7
		Strongly agree	90	28.7	6,797	22.5	21,866	23.0
		<b>Total</b>	<b>313</b>	<b>100.0</b>	<b>30,208</b>	<b>100.0</b>	<b>94,978</b>	<b>100.0</b>

\* The comparison group and cohort columns on this page EXCLUDE your college.

**Survey of Entering Student Engagement**  
**El Centro College (2013 Administration)**  
**2013 Benchmark Bar Chart - Main Survey**  
Comparison Group: Large Colleges in the 2013 Cohort\*  
Entering Students Only  
[Weighted]  
Engaged Learning (ENGAGLRN)



\* The comparison group and cohort bars on this page INCLUDE your college.

**Survey of Entering Student Engagement - El Centro College (2013 Administration)**

**2013 Benchmark Means Report - Main Survey**

Comparison Group: Large Colleges in the 2013 Cohort\*

Entering Students Only

[Weighted]

Engaged Learning (ENGAGLRN)

		Your College	Large Colleges		2013 Cohort	
Item	Variable	Mean	Mean	Effect Size**	Mean	Effect Size**
<b>Item 19: During the first three weeks of your first semester/quarter at this college, about how often did you do the following?</b>						
1 = Never, 2 = Once, 3 = Two or three times, 4 = Four or more times						
19a. Ask questions in class or contribute to class discussions [ENGAGLRN]	ASKQUES	2.94	2.86		2.85	
19b. Prepare at least two drafts of a paper or assignment before turning it in [ENGAGLRN]	PREPDRFT	2.15	2.16		2.16	
19e. Participate in supplemental instruction (extra class sessions with an instructor, tutor, or experienced student) [ENGAGLRN]	SUPINSTR	1.79	1.51	0.33**	1.52	0.32**
19g. Work with other students on a project or assignment during class [ENGAGLRN]	PINCLASS	2.52	2.47		2.46	
19h. Work with classmates outside of class on class projects or assignments [ENGAGLRN]	PREPOUTC	1.63	1.54		1.56	
19i. Participate in a required study group outside of class [ENGAGLRN]	GRPSTUDY	1.41	1.27	0.21**	1.28	0.20**
19j. Participate in a student-initiated (not required) study group outside of class [ENGAGLRN]	NRGSTUDY	1.32	1.28		1.28	
19k. Use an electronic tool (e-mail, text messaging, Facebook, MySpace, class Web site, etc.) to communicate with another student about coursework [ENGAGLRN]	USEINTMG	2.08	2.09		2.08	
19l. Use an electronic tool (e-mail, text messaging, Facebook, MySpace, class Web site, etc.) to communicate with an instructor about coursework [ENGAGLRN]	MAILFAC	2.21	2.18		2.18	
19m. Discuss an assignment or grade with an instructor [ENGAGLRN]	FACASSN	2.22	2.04		2.06	
19n. Ask for help from an instructor regarding questions or problems related to a class [ENGAGLRN]	CLASSREL	2.48	2.34		2.34	
19o. Receive prompt written or oral feedback from instructors on your performance [ENGAGLRN]	FEEDBACK	2.32	2.33		2.34	
19q. Discuss ideas from your readings or classes with instructors outside of class [ENGAGLRN]	FACIDOC	1.66	1.56		1.55	
<b>Item 20.2: Think about your experiences from the time of your decision to attend this college through the end of the first three weeks of your first semester/quarter. How often did you use the following services?</b>						
1 = Never, 2 = Once, 3 = Two or three times, 4 = Four or more times						
20.2d. Face-to-face tutoring [ENGAGLRN]	FFTUSE	1.53	1.26	0.40**	1.27	0.38**
20.2f. Writing, math, or other skill lab [ENGAGLRN]	SKLABUSE	1.78	1.66		1.73	
20.2h. Computer lab [ENGAGLRN]	COMLBUSE	2.27	2.07		2.09	

\* The comparison group and cohort columns on this page EXCLUDE your college.

\*\* T-test: 2-tailed

If a row contains less than 50 respondents, interpret the comparison results cautiously.



**Survey of Entering Student Engagement - El Centro College (2013 Administration)**

**2013 Benchmark Frequency Distributions - Main Survey**

Comparison Group: Large Colleges in the 2013 Cohort\*

Entering Students Only

[Weighted]

Engaged Learning (ENGAGLRN)

Item	Variable	Responses	Your College		Large Colleges		2013 Cohort	
			Count	Percent	Count	Percent	Count	Percent
<b>Item 19: During the first three weeks of your first semester/quarter at this college, about how often did you do the following?</b>								
19a. Ask questions in class or contribute to class discussions [ENGAGLRN]	ASKQUES	Never	12	3.7	2,394	7.8	7,552	7.9
		Once	68	21.5	6,937	22.7	21,514	22.4
		Two or three times	166	52.4	13,891	45.5	44,348	46.2
		Four or more times	71	22.5	7,303	23.9	22,489	23.4
		<b>Total</b>	<b>317</b>	<b>100.0</b>	<b>30,525</b>	<b>100.0</b>	<b>95,903</b>	<b>100.0</b>
19b. Prepare at least two drafts of a paper or assignment before turning it in [ENGAGLRN]	PREPDRFT	Never	80	25.4	8,587	28.3	26,937	28.2
		Once	128	40.9	10,581	34.9	33,266	34.9
		Two or three times	84	26.9	8,985	29.6	28,368	29.7
		Four or more times	21	6.8	2,205	7.3	6,787	7.1
		<b>Total</b>	<b>314</b>	<b>100.0</b>	<b>30,358</b>	<b>100.0</b>	<b>95,358</b>	<b>100.0</b>
19e. Participate in supplemental instruction (extra class sessions with an instructor, tutor, or experienced student) [ENGAGLRN]	SUPINSTR	Never	175	55.2	20,835	68.4	65,369	68.3
		Once	62	19.5	5,003	16.4	15,455	16.1
		Two or three times	53	16.7	3,273	10.7	10,487	11.0
		Four or more times	27	8.6	1,343	4.4	4,395	4.6
		<b>Total</b>	<b>318</b>	<b>100.0</b>	<b>30,454</b>	<b>100.0</b>	<b>95,706</b>	<b>100.0</b>
19g. Work with other students on a project or assignment during class [ENGAGLRN]	PINCLASS	Never	69	21.8	6,556	21.5	20,459	21.4
		Once	63	19.7	7,703	25.3	24,434	25.5
		Two or three times	139	43.6	11,616	38.2	36,790	38.4
		Four or more times	47	14.9	4,562	15.0	14,031	14.7
		<b>Total</b>	<b>318</b>	<b>100.0</b>	<b>30,437</b>	<b>100.0</b>	<b>95,715</b>	<b>100.0</b>
19h. Work with classmates outside of class on class projects or assignments [ENGAGLRN]	PREPOUTC	Never	197	62.1	20,199	66.5	62,590	65.6
		Once	63	19.9	5,274	17.4	16,820	17.6
		Two or three times	35	10.9	3,520	11.6	11,650	12.2
		Four or more times	23	7.2	1,361	4.5	4,385	4.6
		<b>Total</b>	<b>318</b>	<b>100.0</b>	<b>30,355</b>	<b>100.0</b>	<b>95,445</b>	<b>100.0</b>
19i. Participate in a required study group outside of class [ENGAGLRN]	GRPSTUDY	Never	245	76.8	25,288	83.1	79,120	82.7
		Once	36	11.3	2,761	9.1	8,760	9.2
		Two or three times	19	6.1	1,631	5.4	5,455	5.7
		Four or more times	19	5.8	739	2.4	2,298	2.4
		<b>Total</b>	<b>319</b>	<b>100.0</b>	<b>30,419</b>	<b>100.0</b>	<b>95,632</b>	<b>100.0</b>
19j. Participate in a student-initiated (not required) study group outside of class [ENGAGLRN]	NRGSTUDY	Never	252	81.6	24,963	82.2	78,411	82.2
		Once	23	7.6	2,961	9.8	9,299	9.7
		Two or three times	23	7.5	1,659	5.5	5,315	5.6
		Four or more times	10	3.3	773	2.5	2,366	2.5
		<b>Total</b>	<b>309</b>	<b>100.0</b>	<b>30,357</b>	<b>100.0</b>	<b>95,391</b>	<b>100.0</b>

\* The comparison group and cohort columns on this page EXCLUDE your college.

**Survey of Entering Student Engagement - El Centro College (2013 Administration)**

**2013 Benchmark Frequency Distributions - Main Survey**

Comparison Group: Large Colleges in the 2013 Cohort\*

Entering Students Only

[Weighted]

Engaged Learning (ENGAGLRN)

Item	Variable	Responses	Your College		Large Colleges		2013 Cohort	
			Count	Percent	Count	Percent	Count	Percent
<b>Item 19: During the first three weeks of your first semester/quarter at this college, about how often did you do the following?</b>								
19k. Use an electronic tool (e-mail, text messaging, Facebook, MySpace, class Web site, etc.) to communicate with another student about coursework [ENGAGLRN]	USEINTMG	Never	125	39.4	12,961	42.5	41,051	42.8
		Once	87	27.3	6,555	21.5	20,361	21.2
		Two or three times	60	18.8	6,222	20.4	19,658	20.5
		Four or more times	46	14.5	4,754	15.6	14,761	15.4
		<b>Total</b>	<b>318</b>	<b>100.0</b>	<b>30,492</b>	<b>100.0</b>	<b>95,831</b>	<b>100.0</b>
19l. Use an electronic tool (e-mail, text messaging, Facebook, MySpace, class Web site, etc.) to communicate with an instructor about coursework [ENGAGLRN]	MAILFAC	Never	103	32.5	10,480	34.5	33,090	34.7
		Once	96	30.2	8,076	26.6	24,869	26.1
		Two or three times	68	21.4	7,689	25.3	24,271	25.4
		Four or more times	51	16.0	4,115	13.6	13,196	13.8
		<b>Total</b>	<b>318</b>	<b>100.0</b>	<b>30,361</b>	<b>100.0</b>	<b>95,427</b>	<b>100.0</b>
19m. Discuss an assignment or grade with an instructor [ENGAGLRN]	FACASSN	Never	76	24.0	10,189	33.5	31,577	33.0
		Once	126	40.0	10,754	35.3	33,099	34.6
		Two or three times	82	26.1	7,452	24.5	24,341	25.4
		Four or more times	31	9.9	2,042	6.7	6,631	6.9
		<b>Total</b>	<b>316</b>	<b>100.0</b>	<b>30,437</b>	<b>100.0</b>	<b>95,648</b>	<b>100.0</b>
19n. Ask for help from an instructor regarding questions or problems related to a class [ENGAGLRN]	CLASSREL	Never	48	15.2	7,159	23.5	22,541	23.6
		Once	105	33.0	9,558	31.4	29,471	30.8
		Two or three times	128	40.4	10,061	33.1	32,066	33.5
		Four or more times	36	11.4	3,650	12.0	11,564	12.1
		<b>Total</b>	<b>318</b>	<b>100.0</b>	<b>30,428</b>	<b>100.0</b>	<b>95,642</b>	<b>100.0</b>
19o. Receive prompt written or oral feedback from instructors on your performance [ENGAGLRN]	FEEDBACK	Never	76	23.8	7,606	25.0	23,783	24.9
		Once	101	31.7	8,919	29.3	27,631	28.9
		Two or three times	107	33.5	9,970	32.8	31,665	33.2
		Four or more times	35	11.0	3,893	12.8	12,422	13.0
		<b>Total</b>	<b>320</b>	<b>100.0</b>	<b>30,388</b>	<b>100.0</b>	<b>95,502</b>	<b>100.0</b>
19q. Discuss ideas from your readings or classes with instructors outside of class [ENGAGLRN]	FACIDOC	Never	192	60.3	19,926	65.5	62,774	65.7
		Once	61	19.2	5,550	18.2	17,476	18.3
		Two or three times	47	14.7	3,502	11.5	10,982	11.5
		Four or more times	18	5.8	1,459	4.8	4,352	4.6
		<b>Total</b>	<b>318</b>	<b>100.0</b>	<b>30,437</b>	<b>100.0</b>	<b>95,584</b>	<b>100.0</b>
<b>Item 20.2: Think about your experiences from the time of your decision to attend this college through the end of the first three weeks of your first semester/quarter. How often did you use the following services?</b>								
20.2d. Face-to-face tutoring [ENGAGLRN]	FFTUSE	Never	211	71.4	24,501	84.0	76,588	83.7
		Once	34	11.7	2,491	8.5	7,821	8.5
		Two or three times	29	9.8	1,336	4.6	4,353	4.8
		Four or more times	21	7.1	825	2.8	2,723	3.0
		<b>Total</b>	<b>295</b>	<b>100.0</b>	<b>29,153</b>	<b>100.0</b>	<b>91,485</b>	<b>100.0</b>

\* The comparison group and cohort columns on this page EXCLUDE your college.

**Survey of Entering Student Engagement - El Centro College (2013 Administration)**

**2013 Benchmark Frequency Distributions - Main Survey**

Comparison Group: Large Colleges in the 2013 Cohort\*

Entering Students Only

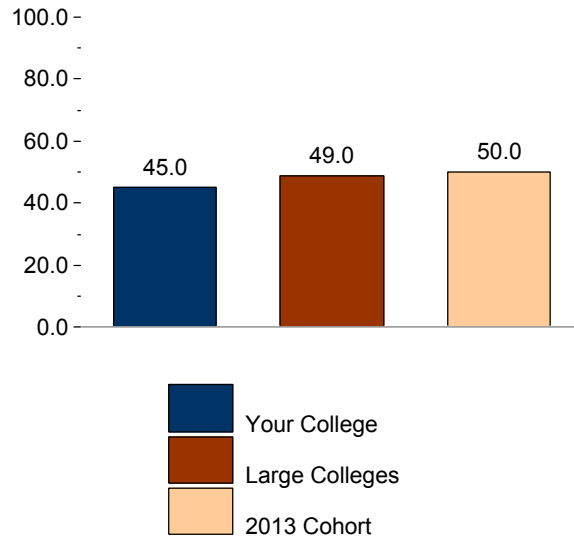
[Weighted]

Engaged Learning (ENGAGLRN)

Item	Variable	Responses	Your College		Large Colleges		2013 Cohort	
			Count	Percent	Count	Percent	Count	Percent
Item 20.2: Think about your experiences from the time of your decision to attend this college through the end of the first three weeks of your first semester/quarter. How often did you use the following services?								
20.2f. Writing, math, or other skill lab [ENGAGLRN]	SKLABUSE	Never	167	56.9	19,313	66.6	58,446	64.3
		Once	54	18.5	3,456	11.9	10,711	11.8
		Two or three times	43	14.7	2,857	9.9	9,738	10.7
		Four or more times	29	10.0	3,365	11.6	12,058	13.3
		Total	293	100.0	28,991	100.0	90,952	100.0
20.2h. Computer lab [ENGAGLRN]	COMLBUSE	Never	97	32.7	13,837	47.4	42,849	46.7
		Once	78	26.2	4,967	17.0	15,412	16.8
		Two or three times	68	22.8	5,042	17.3	15,913	17.4
		Four or more times	54	18.2	5,350	18.3	17,487	19.1
		Total	297	100.0	29,196	100.0	91,661	100.0

\* The comparison group and cohort columns on this page EXCLUDE your college.

**Survey of Entering Student Engagement**  
**El Centro College (2013 Administration)**  
**2013 Benchmark Bar Chart - Main Survey**  
Comparison Group: Large Colleges in the 2013 Cohort\*  
Entering Students Only  
[Weighted]  
Academic and Social Support (ACSOCSUP)



\* The comparison group and cohort bars on this page INCLUDE your college.

**Survey of Entering Student Engagement - El Centro College (2013 Administration)**

**2013 Benchmark Means Report - Main Survey**

Comparison Group: Large Colleges in the 2013 Cohort\*

Entering Students Only

[Weighted]

Academic and Social Support (ACSOCSUP)

		Your College	Large Colleges		2013 Cohort	
Item	Variable	Mean	Mean	Effect Size**	Mean	Effect Size**
Item 18: Think about your experiences from the time of your decision to attend this college through the end of the first three weeks of your first semester/quarter.						
1 = Strongly disagree, 2 = Disagree, 3 = Neutral, 4 = Agree, 5 = Strongly agree						
18l. All instructors clearly explained academic and student support services available at this college [ACSOCSUP]	RESOURCE	3.80	3.79		3.82	
18m. All instructors clearly explained course grading policies [ACSOCSUP]	GRADEPOL	4.20	4.26		4.27	
18n. All instructors clearly explained course syllabi (syllabuses) [ACSOCSUP]	SYLLABI	4.24	4.35		4.37	
18o. I knew how to get in touch with my instructors outside of class [ACSOCSUP]	FACMEET	4.06	4.26	-0.26**	4.28	-0.29**
18q. At least one other student whom I didn't previously know learned my name [ACSOCSUP]	OSTUDNAM	4.00	4.14		4.14	
18r. At least one instructor learned my name [ACSOCSUP]	FACNAM	4.19	4.25		4.27	
18s. I learned the name of at least one other student in most of my classes [ACSOCSUP]	STUNAM	4.11	4.24		4.24	

\* The comparison group and cohort columns on this page EXCLUDE your college.

\*\* T-test: 2-tailed

If a row contains less than 50 respondents, interpret the comparison results cautiously.

**Survey of Entering Student Engagement - El Centro College (2013 Administration)**

**2013 Benchmark Frequency Distributions - Main Survey**

Comparison Group: Large Colleges in the 2013 Cohort\*

Entering Students Only

[Weighted]

Academic and Social Support (ACSOCSUP)

Item	Variable	Responses	Your College		Large Colleges		2013 Cohort	
			Count	Percent	Count	Percent	Count	Percent
<b>Item 18: Think about your experiences from the time of your decision to attend this college through the end of the first three weeks of your first semester/quarter.</b>								
18l. All instructors clearly explained academic and student support services available at this college [ACSOCSUP]	RESOURCE	Strongly disagree	2	0.7	731	2.4	2,075	2.2
		Disagree	22	6.9	2,726	9.0	8,054	8.5
		Neutral	84	26.7	6,411	21.2	19,507	20.5
		Agree	136	43.3	12,604	41.6	40,377	42.4
		Strongly agree	70	22.4	7,814	25.8	25,126	26.4
		<b>Total</b>	<b>314</b>	<b>100.0</b>	<b>30,286</b>	<b>100.0</b>	<b>95,138</b>	<b>100.0</b>
18m. All instructors clearly explained course grading policies [ACSOCSUP]	GRADEPOL	Strongly disagree	0	0.1	199	0.7	544	0.6
		Disagree	9	2.9	707	2.3	2,003	2.1
		Neutral	34	10.7	2,784	9.2	8,560	9.0
		Agree	157	49.9	13,968	46.1	44,265	46.5
		Strongly agree	115	36.4	12,649	41.7	39,859	41.9
		<b>Total</b>	<b>315</b>	<b>100.0</b>	<b>30,308</b>	<b>100.0</b>	<b>95,231</b>	<b>100.0</b>
18n. All instructors clearly explained course syllabi (syllabuses) [ACSOCSUP]	SYLLABI	Strongly disagree	0	0.1	152	0.5	415	0.4
		Disagree	14	4.6	537	1.8	1,544	1.6
		Neutral	21	6.7	2,230	7.4	6,559	6.9
		Agree	154	49.0	12,906	42.6	40,758	42.8
		Strongly agree	125	39.7	14,444	47.7	45,863	48.2
		<b>Total</b>	<b>315</b>	<b>100.0</b>	<b>30,269</b>	<b>100.0</b>	<b>95,139</b>	<b>100.0</b>
18o. I knew how to get in touch with my instructors outside of class [ACSOCSUP]	FACMEET	Strongly disagree	5	1.5	234	0.8	650	0.7
		Disagree	16	5.0	820	2.7	2,366	2.5
		Neutral	45	14.3	2,821	9.3	8,646	9.1
		Agree	140	44.6	13,312	43.9	41,930	44.0
		Strongly agree	108	34.6	13,164	43.4	41,732	43.8
		<b>Total</b>	<b>313</b>	<b>100.0</b>	<b>30,350</b>	<b>100.0</b>	<b>95,322</b>	<b>100.0</b>
18q. At least one other student whom I didn't previously know learned my name [ACSOCSUP]	OSTUDNAM	Strongly disagree	8	2.7	806	2.7	2,404	2.5
		Disagree	23	7.3	1,485	4.9	4,719	4.9
		Neutral	40	12.5	3,103	10.2	9,960	10.4
		Agree	134	42.5	12,205	40.2	38,168	40.0
		Strongly agree	110	35.0	12,750	42.0	40,102	42.1
		<b>Total</b>	<b>315</b>	<b>100.0</b>	<b>30,349</b>	<b>100.0</b>	<b>95,353</b>	<b>100.0</b>
18r. At least one instructor learned my name [ACSOCSUP]	FACNAM	Strongly disagree	6	1.9	521	1.7	1,408	1.5
		Disagree	13	4.3	1,106	3.7	3,233	3.4
		Neutral	29	9.3	2,606	8.6	7,796	8.2
		Agree	132	42.3	12,091	40.0	38,356	40.4
		Strongly agree	132	42.2	13,925	46.0	44,209	46.5
		<b>Total</b>	<b>313</b>	<b>100.0</b>	<b>30,249</b>	<b>100.0</b>	<b>95,002</b>	<b>100.0</b>

\* The comparison group and cohort columns on this page EXCLUDE your college.

**Survey of Entering Student Engagement - El Centro College (2013 Administration)**

**2013 Benchmark Frequency Distributions - Main Survey**

Comparison Group: Large Colleges in the 2013 Cohort\*

Entering Students Only

[Weighted]

Academic and Social Support (ACSOCSUP)

Item	Variable	Responses	Your College		Large Colleges		2013 Cohort	
			Count	Percent	Count	Percent	Count	Percent
Item 18: Think about your experiences from the time of your decision to attend this college through the end of the first three weeks of your first semester/quarter.								
18s. I learned the name of at least one other student in most of my classes [ACSOCSUP]	STUNAM	Strongly disagree	6	1.8	574	1.9	1,644	1.7
		Disagree	24	7.5	1,205	4.0	3,834	4.0
		Neutral	35	11.1	2,667	8.8	8,121	8.5
		Agree	115	36.6	11,972	39.4	37,863	39.7
		Strongly agree	136	43.0	13,964	46.0	43,892	46.0
		Total	315	100.0	30,381	100.0	95,354	100.0

\* The comparison group and cohort columns on this page EXCLUDE your college.