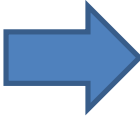
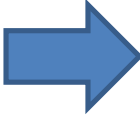





Achieving the Dream: Fall 2008 Cohort Developmental Ed Students and Completion/Success Data DMAT, DREA, DWRI and ESOL Course Sections Taken at any DCCCD Campus in 2008FA

2008FA New to
ECC Cohort
Headcount 1,864

Taking Developmental Courses in 2008FA, 2008S1, or 2008S2 at any District Campus							
	Any Dev Course		Enrollment	Course Completion	% Complete	Success (ABC)	% Success
	Headcount	Percent					
	980	52.6%	1,714	1507	87.9%	829	48.4%
	Any DMAT Course		Enrollment	Course Completion	% Complete	Success (ABC)	% Success
	Headcount	Percent					
	868	46.6%	931	795	91.6%	499	53.6%
	Any DREA Course		Enrollment	Course Completion	% Complete	Success (ABC)	% Success
	Headcount	Percent					
	386	20.7%	398	369	95.6%	182	45.7%
	Any DWRI Course		Enrollment	Course Completion	% Complete	Success (ABC)	% Success
	Headcount	Percent					
	290	15.6%	301	269	92.8%	86	28.6%
	Any ESOL Course		Enrollment	Course Completion	% Complete	Success (ABC)	% Success
	Number	Percent					
	29	1.6%	84	74	88.1%	62	73.8%

